

<b>STN</b>	<b>Výbušné atmosféry. Časť 36: Neelektrické zariadenia do výbušných atmosfér. Základné metódy a požiadavky (ISO 80079-36: 2016).</b>	<b>STN EN ISO 80079-36</b>  38 9630
------------	--	---

Explosive atmospheres - Part 36: Non-electrical equipment for explosive atmospheres - Basic method and requirements (ISO 80079-36:2016)

Táto norma obsahuje anglickú verziu európskej normy.  
This standard includes the English version of the European Standard.

Táto norma bola oznámená vo Vestníku ÚNMS SR č. 09/16

Obsahuje: EN ISO 80079-36:2016, ISO 80079-36:2016

Oznámením tejto normy sa od 31.10.2019 ruší  
STN EN 13463-1 (38 9630) z júla 2009

**123395**

---

Úrad pre normalizáciu, metrológiu a skúšobníctvo SR, 2016  
Podľa zákona č. 264/1999 Z. z. v znení neskorších predpisov sa môžu slovenské technické normy rozmnožovať a rozširovať iba so súhlasom Úradu pre normalizáciu, metrológiu a skúšobníctvo SR.

EUROPEAN STANDARD

**EN ISO 80079-36**

NORME EUROPÉENNE

EUROPÄISCHE NORM

April 2016

ICS 29.260.20

Supersedes EN 13463-1:2009

English Version

## Explosive atmospheres - Part 36: Non-electrical equipment for explosive atmospheres - Basic method and requirements (ISO 80079-36:2016)

Atmosphères explosives - Partie 36: Appareils non  
électriques destinés à être utilisés en atmosphères  
explosives - Méthodologie et exigences (ISO 80079-  
36:2016)

Explosionsfähige Atmosphären - Teil 36: Nicht-  
elektrische Geräte für den Einsatz in explosionsfähigen  
Atmosphären - Grundlagen und Anforderungen (ISO  
80079-36:2016)

This European Standard was approved by CEN on 18 February 2016.

CEN members are bound to comply with the CEN/CENELEC Internal Regulations which stipulate the conditions for giving this European Standard the status of a national standard without any alteration. Up-to-date lists and bibliographical references concerning such national standards may be obtained on application to the CEN-CENELEC Management Centre or to any CEN member.

This European Standard exists in three official versions (English, French, German). A version in any other language made by translation under the responsibility of a CEN member into its own language and notified to the CEN-CENELEC Management Centre has the same status as the official versions.

CEN members are the national standards bodies of Austria, Belgium, Bulgaria, Croatia, Cyprus, Czech Republic, Denmark, Estonia, Finland, Former Yugoslav Republic of Macedonia, France, Germany, Greece, Hungary, Iceland, Ireland, Italy, Latvia, Lithuania, Luxembourg, Malta, Netherlands, Norway, Poland, Portugal, Romania, Slovakia, Slovenia, Spain, Sweden, Switzerland, Turkey and United Kingdom.



EUROPEAN COMMITTEE FOR STANDARDIZATION  
COMITÉ EUROPÉEN DE NORMALISATION  
EUROPÄISCHES KOMITEE FÜR NORMUNG

**CEN-CENELEC Management Centre: Avenue Marnix 17, B-1000 Brussels**

<b>Contents</b>	<b>Page</b>
<b>European Foreword</b> .....	<b>3</b>
<b>Annex ZA (informative) Relationship between this European Standard and the Essential Requirements of EU Directive 2014/34/EU</b> .....	<b>4</b>
<b>Annex ZB (informative) Correspondence of equipment groups</b> .....	<b>6</b>
<b>Annex ZC (informative) Significant changes between this European Standard and EN 13463-1:2009</b> .....	<b>7</b>

## European Foreword

This document (EN ISO 80079-36:2016) has been prepared by Technical Committee ISO/TMBG "Technical Management Board - groups" in collaboration with Technical Committee CEN/TC 305 "Potentially explosive atmospheres - Explosion prevention and protection" the secretariat of which is held by DIN.

This European Standard shall be given the status of a national standard, either by publication of an identical text or by endorsement, at the latest by October 2016, and conflicting national standards shall be withdrawn at the latest by October 2016.

Attention is drawn to the possibility that some of the elements of this document may be the subject of patent rights. CEN [and/or CENELEC] shall not be held responsible for identifying any or all such patent rights.

The significant changes with respect to EN 13463-1:2009 are included in Annex ZB "*Significant changes between this European Standard and EN 13463-1:2009*".

This document supersedes EN 13463-1:2009.

This document has been prepared under a mandate given to CEN by the European Commission and the European Free Trade Association, and supports essential requirements of 2014/34/EU.

For relationship with EU Directive(s), see informative Annex ZA, which is an integral part of this document.

Extensions to the marking scheme described in the Directive are found in the ATEX Guidelines published by the European Commission. These are particularly useful for equipment that conforms to more than one category.

According to the CEN-CENELEC Internal Regulations, the national standards organizations of the following countries are bound to implement this European Standard: Austria, Belgium, Bulgaria, Croatia, Cyprus, Czech Republic, Denmark, Estonia, Finland, Former Yugoslav Republic of Macedonia, France, Germany, Greece, Hungary, Iceland, Ireland, Italy, Latvia, Lithuania, Luxembourg, Malta, Netherlands, Norway, Poland, Portugal, Romania, Slovakia, Slovenia, Spain, Sweden, Switzerland, Turkey and the United Kingdom.

### Endorsement notice

The text of ISO 80079-36:2016 has been approved by CEN as EN ISO 80079-36:2016 without any modification.

## Annex ZA (informative)

### Relationship between this European Standard and the Essential Requirements of EU Directive 2014/34/EU

This European Standard has been prepared under a mandate given to CEN by the European Commission and the European Free Trade Association to provide a means of conforming to Essential Requirements of the New Approach Directive 2014/34/EU.

Once this standard is cited in the Official Journal of the European Union under that Directive and has been implemented as a national standard in at least one Member State, compliance with the clauses of this standard given in Table ZA.1 confers, within the limits of the scope of this standard, a presumption of conformity with the corresponding Essential Requirements of that Directive and associated EFTA regulations.

**Table ZA.1 — Correspondence between this European Standard and Directive 2014/34/EU**

Clauses/sub-clauses of this EN	Essential Requirements (ERs) of EU Directive 2014/34/EU	Qualifying remarks/Notes
4	1.0.1 1.0.2	
5.1	1.0.1 1.0.2 1.0.3	
5.2	1.0.2 1.3	
6.1	1.3	
6.2.1, 6.2.2, 6.2.3	1.2.8 1.3.1 1.4.1	
6.2.4	2.0.1 2.0.2	
6.2.5, 6.2.6	2.1.1 2.2.1 2.3.1	
6.2.7	2.1.2 2.2.2 2.3.2	
6.3	1.3.1	reference to EN 1127-1

Table ZA.1 (continued)

Clauses/sub-clauses of this EN	Essential Requirements (ERs) of EU Directive 2014/34/EU	Qualifying remarks/Notes
6.4	1.3.4	
6.5	1.0.1 1.3.1	reference to EN 60079 series
6.6	1.3.3	
6.7	1.3.2	
6.8 - 6.9	1.3.1	
7.1, 7.2	1.3.4	
7.3	1.2.6	
7.4	1.1.3 1.4.1 1.4.2	
7.5	1.2.2 1.2.6	
7.6	1.1.3 1.4.2	
7.7	1.1.3 1.4.1 1.4.2	
8	1.1.3 1.2.1 1.2.2 1.2.5	
9.1	1.0.1 1.0.3 1.0.4	
9.5	1.0.6	
10	1.0.5	
Annexes A - G	1.0.2 1.3.1	

**WARNING** — Other requirements and other EU Directives may be applicable to the product(s) falling within the scope of this standard.

## Annex ZB (informative)

### Correspondence of equipment groups

In all cases Equipment Protection Levels (EPL) as defined by EN 60079-0 are related to the corresponding Equipment Groups and Equipment Categories according to the following table. The same applies if a standard makes reference to the intended use of equipment in Zones according to the definitions in EN 60079-10.

**Table ZB.1 — Correspondence of equipment groups**

EN 60079-0		Directive 2014/34/EU		EN 60079-10-1 and EN 60079-10-2
EPL	Group	Equipment Group	Equipment Category	Zones
Ma	I	I	M1	NA
Mb			M2	
Ga	II	II	1G	0
Gb			2G	1
Gc			3G	2
Da	III		1D	20
Db			2D	21
Dc			3D	22




#### Instructions

The manufacturer or his authorized representative in the Community is to draw up the instructions for use in the required Community languages.

#### Marking

The marking according to this standard is to be supplemented by the marking according to Directive 2014/34/EU. Examples are given below.

#### European marking examples

Directive part	Standard part	Equipment example
 I M2	<b>Ex h I Mb</b>	Non-electrical equipment for Mining Industry,
 II 2 G	<b>Ex h IIB T4 Gb</b>	Non-electrical equipment intended to be used in Surface Industry classified as Gas Explosive Atmosphere - Zone1
 II 1 D	<b>Ex h IIIC 120°C Da</b>	Non-electrical equipment intended to be used in Surface Industry classified as Explosive Atmosphere of Combustible Dust - Zone 20

## Annex ZC (informative)

### Significant changes between this European Standard and EN 13463-1:2009

This European Standard supersedes EN 13463-1:2009

**Table ZC.1 — Significant changes between this European Standard and EN 13463-1:2009**

Modifications significatives	Clause	Minor and formal changes	Extensions	Extensions
Introduction of new definitions and slight redefinitions concerning ignition sources to improve ignition hazard assessment	Clause 3	X		
Introduction of Equipment Protection Level instead of Category relating to ATEX Directive	Clause 4.1		X	
Introduction of Dust groups defined as Group IIIA, IIIB, & IIIC	Clause 4.4		X	
Introduction in the instructions for safe use and required maintenance for the equipment shall be specified by the manufacturer	Clause 5.1		X	
Change of wording regarding the formal Ignition hazard identification and assessment	Clause 5.2.1	X		
Introduction of what the assessment shall show	Clause 5.2.2.1		X	
Change of wording regarding EPL Mb equipment requirement	Clause 5.2.2.2	X		
Introduction of a new note regarding the risk of ignition due to other ignition source	Clause 6.1		X	
Change of wording regarding the ambient temperature	Clause 6.2.2	X		
Introduction of a new note regarding the option to calculate maximum temperatures	Clause 6.2.3		X	
Introduction of a new note regarding the layers of coal dust	Clause 6.2.3		X	
Introduction of a new note regarding the instructions	Clause 6.2.5		X	



**Table ZC.1 (continued)**

Modifications significatives	Article	Minor and formal changes	Extensions	Extensions
Introduction of a new column regarding requirement for T5 classification	Clause 6.2.6.1		X	
Introduction of two new notes regarding the enclosed volume	Clause 6.2.6.2		X	
Introduction of requirement regarding External hot surfaces	Clause 6.2.6.3		X	

NOTE 1 The technical changes referred to include the significant technical changes from the revised EN but this is not an exhaustive list of all modifications from the previous version.

**Explanations:**

**A) Definitions**

**Minor and editorial changes** clarification  
 decrease of technical requirements  
 minor technical change  
 editorial corrections

Changes in a standard classified as ‘Minor and editorial changes’ refer to changes regarding the previous standard, which modify requirements in an editorial or a minor technical way. Also changes of the wording to clarify technical requirements without any technical change are classified as ‘Minor and editorial changes’.

A reduction in level of existing requirement is also classified as ‘Minor and editorial changes’

**Extension** addition of technical options

Changes in a standard classified as ‘extension’ refers to changes regarding the previous standard, which add new or modify existing technical requirements, in a way that new options are given, but without increasing requirements for equipment that was fully compliant with the previous standard. Therefore these ‘extensions’ will not have to be considered for products in conformity with the preceding edition.

**Major technical changes**

addition of technical requirements

increase of technical requirements

Changes in a standard classified as 'Major technical change' refer to changes regarding the previous standard, which add new or increase the level of existing technical requirements, in a way that a product in conformity with the preceding standard will not always be able to fulfil the requirements given in the standard. 'Major technical changes' have to be considered for products in conformity with the preceding edition. For every change classified as 'Major Technical Change' additional information is provided in clause B) of the Annex ZB.

NOTE 2 These changes represent current technological knowledge<sup>1</sup>. However, these changes should not normally have an influence on equipment already placed on the market.

**B) Information about the background of 'Major Technical Changes'**

None

---

<sup>1</sup> see also ATEX Guideline 10.3 and Annex ZA



# INTERNATIONAL STANDARD

# NORME INTERNATIONALE

**Explosive atmospheres –  
Part 36: Non-electrical equipment for explosive atmospheres – Basic method  
and requirements**

**Atmosphères explosives –  
Partie 36: Appareils non électriques destinés à être utilisés en atmosphères  
explosives – Méthodologie et exigences**



**THIS PUBLICATION IS COPYRIGHT PROTECTED**  
**Copyright © 2016 ISO, Published in Switzerland**

All rights reserved. Unless otherwise specified, no part of this publication may be reproduced or utilized otherwise in any form or by any means, electronic or mechanical, including photocopying, or posting on the internet or an intranet, without prior written permission. Permission can be requested from either ISO at the address below or ISO's member body in the country of the requester.

Droits de reproduction réservés. Sauf indication contraire, aucune partie de cette publication ne peut être reproduite ni utilisée sous quelque forme que ce soit et par aucun procédé, électronique ou mécanique, y compris la photocopie, l'affichage sur l'internet ou sur un Intranet, sans autorisation écrite préalable. Les demandes d'autorisation peuvent être adressées à l'ISO à l'adresse ci-après ou au comité membre de l'ISO dans le pays du demandeur.

ISO copyright office  
 Ch. de Blandonnet 8 • CP 401  
 CH-1214 Vernier, Geneva, Switzerland  
 Tel. +41 22 749 01 11  
 Fax +41 22 749 09 47  
[copyright@iso.org](mailto:copyright@iso.org)  
[www.iso.org](http://www.iso.org)

#### About the IEC

The International Electrotechnical Commission (IEC) is the leading global organization that prepares and publishes International Standards for all electrical, electronic and related technologies.

#### About IEC publications

The technical content of IEC publications is kept under constant review by the IEC. Please make sure that you have the latest edition, a corrigenda or an amendment might have been published.

#### IEC Catalogue - [webstore.iec.ch/catalogue](http://webstore.iec.ch/catalogue)

The stand-alone application for consulting the entire bibliographical information on IEC International Standards, Technical Specifications, Technical Reports and other documents. Available for PC, Mac OS, Android Tablets and iPad.

#### IEC publications search - [www.iec.ch/searchpub](http://www.iec.ch/searchpub)

The advanced search enables to find IEC publications by a variety of criteria (reference number, text, technical committee,...). It also gives information on projects, replaced and withdrawn publications.

#### IEC Just Published - [webstore.iec.ch/justpublished](http://webstore.iec.ch/justpublished)

Stay up to date on all new IEC publications. Just Published details all new publications released. Available online and also once a month by email.

#### Electropedia - [www.electropedia.org](http://www.electropedia.org)

The world's leading online dictionary of electronic and electrical terms containing 20 000 terms and definitions in English and French, with equivalent terms in 15 additional languages. Also known as the International Electrotechnical Vocabulary (IEV) online.

#### IEC Glossary - [std.iec.ch/glossary](http://std.iec.ch/glossary)

65 000 electrotechnical terminology entries in English and French extracted from the Terms and Definitions clause of IEC publications issued since 2002. Some entries have been collected from earlier publications of IEC TC 37, 77, 86 and CISPR.

#### IEC Customer Service Centre - [webstore.iec.ch/csc](http://webstore.iec.ch/csc)

If you wish to give us your feedback on this publication or need further assistance, please contact the Customer Service Centre: [csc@iec.ch](mailto:csc@iec.ch).

#### A propos de l'IEC

La Commission Electrotechnique Internationale (IEC) est la première organisation mondiale qui élabore et publie des Normes internationales pour tout ce qui a trait à l'électricité, à l'électronique et aux technologies apparentées.

#### A propos des publications IEC

Le contenu technique des publications IEC est constamment revu. Veuillez vous assurer que vous possédez l'édition la plus récente, un corrigendum ou amendement peut avoir été publié.

#### Catalogue IEC - [webstore.iec.ch/catalogue](http://webstore.iec.ch/catalogue)

Application autonome pour consulter tous les renseignements bibliographiques sur les Normes internationales, Spécifications techniques, Rapports techniques et autres documents de l'IEC. Disponible pour PC, Mac OS, tablettes Android et iPad.

#### Recherche de publications IEC - [www.iec.ch/searchpub](http://www.iec.ch/searchpub)

La recherche avancée permet de trouver des publications IEC en utilisant différents critères (numéro de référence, texte, comité d'études,...). Elle donne aussi des informations sur les projets et les publications remplacées ou retirées.

#### IEC Just Published - [webstore.iec.ch/justpublished](http://webstore.iec.ch/justpublished)

Restez informé sur les nouvelles publications IEC. Just Published détaille les nouvelles publications parues. Disponible en ligne et aussi une fois par mois par email.

#### Electropedia - [www.electropedia.org](http://www.electropedia.org)

Le premier dictionnaire en ligne de termes électroniques et électriques. Il contient 20 000 termes et définitions en anglais et en français, ainsi que les termes équivalents dans 15 langues additionnelles. Egalement appelé Vocabulaire Electrotechnique International (IEV) en ligne.

#### Glossaire IEC - [std.iec.ch/glossary](http://std.iec.ch/glossary)

65 000 entrées terminologiques électrotechniques, en anglais et en français, extraites des articles Termes et Définitions des publications IEC parues depuis 2002. Plus certaines entrées antérieures extraites des publications des CE 37, 77, 86 et CISPR de l'IEC.

#### Service Clients - [webstore.iec.ch/csc](http://webstore.iec.ch/csc)

Si vous désirez nous donner des commentaires sur cette publication ou si vous avez des questions contactez-nous: [csc@iec.ch](mailto:csc@iec.ch).



ISO 80079-36

Edition 1.0 2016-02

# INTERNATIONAL STANDARD

# NORME INTERNATIONALE

---

**Explosive atmospheres –  
Part 36: Non-electrical equipment for explosive atmospheres – Basic method  
and requirements**

**Atmosphères explosives –  
Partie 36: Appareils non électriques destinés à être utilisés en atmosphères  
explosives – Méthodologie et exigences**

INTERNATIONAL  
ELECTROTECHNICAL  
COMMISSION

COMMISSION  
ELECTROTECHNIQUE  
INTERNATIONALE

---

ICS 13.230; 29.260.20

ISBN 978-2-8322-3202-6

**Warning! Make sure that you obtained this publication from an authorized distributor.  
Attention! Veuillez vous assurer que vous avez obtenu cette publication via un distributeur agréé.**

## CONTENTS

FOREWORD.....	6
INTRODUCTION.....	8
1 Scope.....	9
2 Normative references.....	14
3 Terms and definitions .....	15
4 EPL and equipment groups .....	18
4.1 EPL .....	18
4.2 Group I .....	18
4.3 Group II .....	18
4.4 Group III .....	19
4.5 Equipment for specific explosive gas atmospheres.....	19
5 Ignition hazard assessment.....	19
5.1 General requirements.....	19
5.2 Procedure of ignition hazard assessment.....	20
5.2.1 Formal Ignition hazard identification and assessment.....	20
5.2.2 Group I equipment assessment .....	21
5.2.3 Group II and III equipment assessment.....	21
5.2.4 Assessment with malfunctions .....	22
5.2.5 Basic information necessary for the ignition hazard assessments .....	22
5.2.6 Ignition hazard assessment report .....	22
6 Assessment of possible ignition sources and control means .....	23
6.1 General.....	23
6.2 Hot surfaces .....	23
6.2.1 General .....	23
6.2.2 Ambient temperatures .....	23
6.2.3 Establishing the maximum surface temperature .....	23
6.2.4 Group I equipment .....	24
6.2.5 Group II equipment .....	24
6.2.6 Special cases for Group I and Group II equipment .....	25
6.2.7 Group III equipment .....	26
6.3 Flames and hot gases (including hot particles).....	26
6.4 Mechanically generated sparks and hot surfaces .....	26
6.4.1 General .....	26
6.4.2 Assessment of sparks generated by single impacts.....	26
6.4.3 Assessment of sparks and hot surfaces generated by friction.....	28
6.4.4 External equipment parts containing light metals.....	29
6.5 Electrical ignition sources except stray current.....	29
6.6 Stray electric currents, cathodic corrosion protection .....	29
6.6.1 Internal sources .....	29
6.6.2 External sources .....	29
6.7 Static electricity.....	29
6.7.1 General .....	29
6.7.2 Connection facilities for earthing conducting parts .....	30
6.7.3 Prevention of highly efficient charge generating mechanisms (leading to propagating brush discharges on non-conductive layers and coatings) .....	30
6.7.4 Equipment group I.....	30

6.7.5	Equipment group II.....	31
6.7.6	Equipment group III.....	31
6.8	Adiabatic compression and shock waves .....	32
6.9	Exothermic reactions, including self-ignition of dusts.....	32
7	Additional considerations .....	32
7.1	Dust deposits and other material in the gap of moving parts .....	32
7.2	Dust deposits and other material in the flame arresters incorporated in the equipment.....	33
7.3	Opening times of enclosures .....	33
7.4	Non-metallic enclosures and non-metallic parts of the equipment .....	33
7.4.1	General .....	33
7.4.2	Specification of the materials.....	33
7.4.3	Thermal endurance .....	33
7.5	Removable parts .....	33
7.6	Materials used for cementing.....	33
7.7	Light transmitting parts.....	34
7.8	Stored energy .....	34
8	Verification and tests .....	34
8.1	General.....	34
8.2	Determination of the maximum surface temperature.....	34
8.2.1	General .....	34
8.2.2	Hot Surface Ignition Test.....	36
8.3	Mechanical tests .....	37
8.3.1	Test for resistance to impact .....	37
8.3.2	Drop test.....	37
8.3.3	Required results.....	37
8.4	Additional tests of non-metallic parts of the equipment relevant for explosion protection.....	37
8.4.1	Test temperatures .....	37
8.4.2	Tests for Group I equipment.....	37
8.4.3	Tests for Group II and III equipment .....	38
8.4.4	Thermal endurance to heat.....	38
8.4.5	Thermal endurance to cold .....	39
8.4.6	Resistance to chemical substances for Group I equipment.....	39
8.4.7	Mechanical resistance tests .....	39
8.4.8	Surface resistance test of non-conductive parts of the equipment relevant for explosion prevention and protection .....	39
8.4.9	Thermal shock test.....	39
9	Documentation .....	39
9.1	Technical documentation.....	39
9.2	Conformity with the documentation .....	40
9.3	Certificate .....	40
9.4	Responsibility for marking .....	40
10	Instructions.....	40
11	Marking .....	41
11.1	Location.....	41
11.2	General.....	41
11.3	Warning markings .....	42
11.4	Marking on very small equipment.....	43

11.5	Examples of marking .....	43
Annex A	(informative) Methodology for confirming the EPL .....	44
A.1	Methodology for confirming the EPL of Group I .....	44
A.1.1	EPL Ma .....	44
A.1.2	EPL Mb .....	44
A.2	Methodology for confirming the EPL of Group II and III .....	44
A.2.1	EPL Ga and Da .....	44
A.2.2	EPL Gb and Db .....	44
A.2.3	EPL Gc and Dc .....	44
Annex B	(informative) Explanation of the ignition hazard assessment procedure .....	45
B.1	Overview .....	45
B.1.1	General .....	45
B.1.2	Reporting with the help of a table .....	45
B.2	Assessment Procedure .....	45
B.3	Assessment Steps .....	46
B.3.1	Identification of Ignition Hazards .....	46
B.3.2	Determination of measures .....	47
B.3.3	Concluding ignition hazard estimation and categorisation .....	48
B.3.4	Determination of the EPL .....	48
Annex C	(informative) Examples of ignition hazard assessment .....	49
C.1	General remarks .....	49
C.2	Examples for common cases demonstrating the use of the scheme .....	49
C.3	Example of an ignition hazard assessment for a pump .....	56
C.4	Example of an ignition hazard assessment for an agitator .....	60
Annex D	(normative) Charging tests with non-conductive materials .....	71
D.1	General .....	71
D.2	Principle of the test .....	71
D.3	Samples and apparatus .....	72
D.4	Procedure .....	72
D.4.1	Conditioning .....	72
D.4.2	Determination of the most efficient charging method .....	72
Annex E	(informative) Consideration of misuse which can reasonably be anticipated during ignition hazard assessment procedure .....	76
E.1	General .....	76
E.2	Identification and analysis of the ignition hazards .....	76
E.3	First assessment of the ignition hazards .....	76
E.4	Determination of safety measures .....	76
E.5	Final assessment of the ignition hazards .....	77
Annex F	(informative) Development of different types of incendive electrostatic discharges .....	78
Annex G	(normative) Protection concepts of types of protection "d", "p" and "t" acceptable for non-electrical equipment .....	79
Annex H	(informative) Volume dependence of auto-ignition temperature .....	80
Annex I	(informative) Relationship between Equipment protection levels (EPLs) and zones .....	82
	Bibliography .....	83
	Figure 1 – Relationship between ignition source definitions .....	20



Figure D.1 – Rubbing with a pure polyamide cloth .....	74
Figure D.2 – Discharging the charged surface of the test piece with a probe connected to earth via a 0,1 $\mu$ F capacitor .....	74
Figure D.3 – Charging by the influence of a DC high voltage power .....	75
Figure F.1 – Different types of incendive electrostatic discharges .....	78
Figure H.1 – Volume dependence of auto-ignition temperature .....	81
Table 1 – Applicability of specific clauses of IEC 60079-0 .....	10
Table 2 – Classification of maximum surface temperatures for Group II equipment .....	24
Table 3 – Assessment for temperature classification for small surface areas .....	25
Table 4 – Single impact energy limits for EPL Ga .....	28
Table 5 – Single impact energy limits for EPL Gb .....	28
Table 6 – Single impact energy limits for EPL Gc .....	28
Table 7 – Single impact energy limits for EPL Da, Db and Dc .....	28
Table 8 – Permitted maximum projected areas for non-conductive parts of equipment liable to become electrostatically charged .....	31
Table 9 – Thermal endurance test .....	38
Table 10 – Ambient temperature marking .....	42
Table 11 – Text of warning markings .....	42
Table B.1 – Table showing recommended documentation of an example of initial assessment of equipment related ignition sources .....	46
Table B.2 – Example for reporting of the identification of ignition hazards (step 1) and the first assessment (step 2) .....	47
Table B.3 – Example for reporting of the determination of protective measures (step 3) and the concluding estimation and categorisation (step 4) .....	48
Table C.1 – List of examples .....	49
Table C.2 – Common cases demonstrating the use of the scheme – Electrostatic discharge .....	50
Table C.3 – Common cases demonstrating the use of the scheme – Hot surface .....	52
Table C.4 – Common cases demonstrating the use of the scheme – Mechanical spark .....	54
Table C.5 – Ignition hazard assessment report for a pump .....	57
Table C.6 – Ignition hazard assessment report for an agitator .....	61
Table H.1 – AITs of combustibles taken from IEC 60079-20-1 as contained in Figure H.1 .....	80
Table I.1 – Relationship between Equipment protection levels (EPLs) and zones .....	82

## INTERNATIONAL ELECTROTECHNICAL COMMISSION

**EXPLOSIVE ATMOSPHERES –****Part 36: Non-electrical equipment for explosive atmospheres –  
Basic method and requirements**

## FOREWORD

- 1) The International Electrotechnical Commission (IEC) is a worldwide organization for standardization comprising all national electrotechnical committees (IEC National Committees). The object of IEC is to promote international co-operation on all questions concerning standardization in the electrical and electronic fields. To this end and in addition to other activities, IEC publishes International Standards, Technical Specifications, Technical Reports, Publicly Available Specifications (PAS) and Guides (hereafter referred to as "IEC Publication(s)"). Their preparation is entrusted to technical committees; any IEC National Committee interested in the subject dealt with may participate in this preparatory work. International, governmental and non-governmental organizations liaising with the IEC also participate in this preparation. IEC collaborates closely with the International Organization for Standardization (ISO) in accordance with conditions determined by agreement between the two organizations.
- 2) The formal decisions or agreements of IEC on technical matters express, as nearly as possible, an international consensus of opinion on the relevant subjects since each technical committee has representation from all interested IEC National Committees.
- 3) IEC Publications have the form of recommendations for international use and are accepted by IEC National Committees in that sense. While all reasonable efforts are made to ensure that the technical content of IEC Publications is accurate, IEC cannot be held responsible for the way in which they are used or for any misinterpretation by any end user.
- 4) In order to promote international uniformity, IEC National Committees undertake to apply IEC Publications transparently to the maximum extent possible in their national and regional publications. Any divergence between any IEC Publication and the corresponding national or regional publication shall be clearly indicated in the latter.
- 5) IEC itself does not provide any attestation of conformity. Independent certification bodies provide conformity assessment services and, in some areas, access to IEC marks of conformity. IEC is not responsible for any services carried out by independent certification bodies.
- 6) All users should ensure that they have the latest edition of this publication.
- 7) No liability shall attach to IEC or its directors, employees, servants or agents including individual experts and members of its technical committees and IEC National Committees for any personal injury, property damage or other damage of any nature whatsoever, whether direct or indirect, or for costs (including legal fees) and expenses arising out of the publication, use of, or reliance upon, this IEC Publication or any other IEC Publications.
- 8) Attention is drawn to the Normative references cited in this publication. Use of the referenced publications is indispensable for the correct application of this publication.
- 9) Attention is drawn to the possibility that some of the elements of this IEC Publication may be the subject of patent rights. IEC shall not be held responsible for identifying any or all such patent rights.

International Standard ISO 80079-36 has been prepared by IEC sub-committee 31M: Non-electrical equipment and protective systems for explosive atmospheres, of IEC 31: Equipment for explosive atmospheres.

The text of this standard is based on the following documents of the IEC:

FDIS	Report on voting
31M/103/FDIS	31M/109/RVD

Full information on the voting for the approval of this standard can be found in the report on voting indicated in the above table. In ISO, the standard has been approved by 15 P members out of 22 having cast a vote.

This publication has been drafted in accordance with the ISO/IEC Directives, Part 2.

"A list of all parts in the IEC 60079 series, under the general title *Explosive atmospheres*, as well as the International Standard 80079 series, can be found on the IEC website."

The committee has decided that the contents of this publication will remain unchanged until the stability date indicated on the IEC web site under "<http://webstore.iec.ch>" in the data related to the specific publication. At this date, the publication will be

- reconfirmed,
- withdrawn,
- replaced by a revised edition, or
- amended.

## INTRODUCTION

This part of ISO/IEC 80079 addresses for the first time basic requirements and protection concepts for mechanical explosion protected equipment on an international level. Up to now, with some exceptions, only the design, manufacture, installation and operation of electrical equipment in explosive atmospheres have been addressed in ISO and IEC standards. Examples of non-electrical equipment are: couplings, pumps, gearboxes, brakes, hydraulic and pneumatic motors and any combination of devices to realise a machine, fan, engine, compressor, assemblies, etc.

Although many but not all of such machines use an explosion protected electric motor for motive power the measures needed to reduce the risk of ignition in mechanical equipment as part of the machine may be different to those applied to electrical equipment.

Whereas electrical equipment working within design parameters often contains effective ignition sources such as sparking parts, this is not necessarily true for mechanical equipment which is designed to operate without break-down between predetermined maintenance operations.

Generally there are two mechanical ignition scenarios that need to be considered. These are, ignition resulting from a failure in the machine such as a bearing over-heating or ignition created by the normal functioning of the machine such as a hot brake surface.

Experience has shown that it is essential to perform a comprehensive ignition hazard assessment on the complete mechanical equipment to identify all potential ignition sources and determine if they can become effective ignition sources during the expected lifetime of the mechanical equipment. Once these ignition risks are understood and documented it is then possible to assign protective measures, depending on the required Equipment Protection Level (EPL), to minimise the probability that these ignition sources will become effective.

This standard addresses mechanical equipment and assemblies intended for the generation, transfer, storage, measurement, control and conversion of energy and/or the processing of material and which are capable of causing an explosion through their own potential sources of ignition.

Potential ignition sources are not limited to those created by the equipment but include any ignition sources created by the operation of the equipment; for example hot surfaces when pumping hot fluids or electrostatic charging when handling plastics.

If the only source of ignition of an item comes from the external process such items are not considered to have their own source of ignition, and they are not in the scope of this part of ISO/IEC 80079.

NOTE Examples are items made from plastics (polymers) like plastic pipes and containers that can become charged due to an external process (and not by the operation of the equipment), or items that can become hot due to an external process (like a pipe). These are not considered to be "non-electrical equipment" on their own. If on the other hand such items are incorporated into non-electrical equipment, and could become an ignition source by the intended operation of the equipment, they need to be assessed together with the equipment under consideration (for example a plastic pipe as part of a petrol dispenser could become charged due to the operation of this dispenser).

## EXPLOSIVE ATMOSPHERES –

### Part 36: Non-electrical equipment for explosive atmospheres – Basic method and requirements

#### 1 Scope

This part of ISO/IEC 80079 specifies the basic method and requirements for design, construction, testing and marking of non-electrical Ex equipment, Ex Components, protective systems, devices and assemblies of these products that have their own potential ignition sources and are intended for use in explosive atmospheres.

Hand tools and manually operated equipment without energy storage are excluded from the scope of this standard. This standard does not address the safety of static autonomous process equipment when it is not part of equipment referred to in this standard.

NOTE 1 Static autonomous process equipment includes items such as tanks, vessels, fixed pipework and hand operated valves which do not have their own source of energy that could create a potential ignition source during operation.

This standard does not specify requirements for safety, other than those directly related to the risk of ignition which may then lead to an explosion. The standard atmospheric conditions (relating to the explosion characteristics of the atmosphere) under which it may be assumed that equipment can be operated are:

- temperature -20 °C to +60 °C;
- pressure 80 kPa (0,8 bar) to 110 kPa (1,1 bar); and
- air with normal oxygen content, typically 21 % v/v.

Such atmospheres can also exist inside the equipment. In addition, the external atmosphere can be drawn inside the equipment by natural breathing produced as a result of fluctuations in the equipment's internal operating pressure, and/or temperature.

NOTE 2 Although the standard atmospheric conditions above give a temperature range for the atmosphere of -20 °C to +60 °C, the normal ambient temperature range for the equipment is -20 °C to +40 °C, unless otherwise specified and marked. It is considered that -20 °C to +40 °C is appropriate for most equipment and that to manufacture all equipment to be suitable for a standard atmosphere upper ambient temperature of +60 °C would place unnecessary design constraints.

NOTE 3 The requirements of this standard can also be helpful for the design, construction, testing and marking of equipment intended for use in atmospheres outside the validity range stated above. In this case however, the ignition hazard assessment, ignition protection provided, additional testing (if necessary), manufacturer's technical documentation and instructions to the user, clearly demonstrate and indicate the equipment's suitability for the conditions it may encounter. It is also recognized that changes in temperature and pressure can have a significant influence on characteristics of the explosive atmosphere, such as ignitability.

This part of ISO/IEC 80079 specifies the requirements for the design and construction of equipment, intended for explosive atmospheres in conformity with all Equipment Protection Levels (EPLs) of Group I, II and III.

NOTE 4 It is not unusual for equipment designed and constructed in accordance with this standard for a particular EPL to be used in areas requiring an EPL with a higher level of safety by including the application of additional measures. Such measures include for example inerting, suppression, venting or containment or for example by dilution, drainage, monitoring and shut-down. Such measures are outside the scope of this standard.

This standard supplements and modifies the general requirements of IEC 60079-0, as shown in Table 1. Where a requirement of this standard conflicts with a requirement of IEC 60079-0, as far as applicable for non-electrical equipment, the requirement of this standard takes precedence.

This standard is supplemented or modified by the following standards concerning specific types of protection:

- ISO 80079-37, *Explosive atmospheres – Part 37: Non-electrical equipment for explosive atmospheres – Non-electrical type of protection constructional safety "c", control of ignition source "b", liquid immersion "k"*
- IEC 60079-1, *Explosive atmospheres – Part 1: Equipment protection by flameproof enclosures "d"*
- IEC 60079-2, *Explosive atmospheres – Part 2: Equipment protection by pressurized enclosures "p"*
- IEC 60079-31, *Explosive atmospheres – Part 31: Equipment dust ignition protection by enclosure "t"*

The nature and ignition sources of non-electrical equipment shall be considered when applying types of protection "d", "p", or "t" on non-electrical equipment (see Annex G).

**Table 1 – Applicability of specific clauses of IEC 60079-0 (1 of 5)**

Clause of IEC 60079-0		IEC 60079-0 application to			
Ed 6.0 (2011) (Inf.)	Clause / Sub-Clause Title (Normative)	ISO 80079-36	ISO 80079-37		
			"c"	"b"	"k"
4	Equipment grouping	Modified (see Clause 4)	(*)	(*)	(*)
4.1	Group I	Applies	(*)	(*)	(*)
4.2	Group II	Applies	(*)	(*)	(*)
4.3	Group III	Modified (see 4.4)	(*)	(*)	(*)
4.4	Equipment for a particular explosive atmosphere	Applies	(*)	(*)	(*)
5	Temperatures	Modified (see 6.2 and Table 2)	(*)	(*)	(*)
5.1	Environmental influences	Applies	(*)	(*)	(*)
5.1.1	Ambient temperature	Applies <i>to be read as non-electrical equipment</i>	(*)	(*)	(*)
5.1.2	External source of heating or cooling	Applies <i>to be read as non-electrical equipment</i>	(*)	(*)	(*)
5.2	Service temperature	Applies <i>to be read as non-electrical equipment</i>	(*)	(*)	(*)
5.3.1	Determination of maximum surface temperature	Modified (see 6.2.3) non-electrical	(*)	(*)	(*)
5.3.2.1	Group I electrical equipment	Modified (see 6.2.4) non-electrical	(*)	(*)	(*)
5.3.2.2	Group II electrical equipment	Modified (see 6.2.5) non-electrical	(*)	(*)	(*)
5.3.2.3	Group III electrical equipment	Modified (see 6.2.7) non-electrical	(*)	(*)	(*)

Table 1 (2 of 5)

Clause of IEC 60079-0		IEC 60079-0 application to			
Ed 6.0 (2011) (Inf.)	Clause / Sub-Clause Title (Normative)	ISO 80079-36	ISO 80079-37		
			"c"	"b"	"k"
5.3.3	Small component temperature for Group I and Group II electrical equipment	Modified (see 6.2.6) non-electrical	(*)	(*)	(*)
6.	Requirements for all electrical equipment	Applies <i>to be read as non-electrical equipment</i>	(*)	(*)	(*)
6.1	General	Applies <i>to be read as non-electrical equipment</i>	(*)	(*)	(*)
6.2	Mechanical strength of equipment	Applies	(*)	(*)	(*)
6.3	Opening times	Modified (see 7.3)	(*)	(*)	(*)
6.4	Circulating currents in enclosures (e.g. of large electrical machines)	Applies	(*)	(*)	(*)
6.5	Gasket retention	Applies	(*)	(*)	(*)
6.6	Electromagnetic and ultrasonic energy radiating equipment	Excluded	-	-	-
7	Non-metallic enclosures and non-metallic parts of enclosures	Applies	(*)	(*)	(*)
7.1	General	Applies	(*)	(*)	(*)
7.1.1	Applicability	Applies	(*)	(*)	(*)
7.1.2	Specification of materials	Applies	(*)	(*)	(*)
7.2	Thermal endurance	Applies	(*)	(*)	(*)
7.3	Resistance to light	Applies	(*)	(*)	(*)
7.4	Electrostatic charges on external non-metallic materials	Modified (see 6.7.4, 6.7.5 and 6.7.6)	(*)	(*)	(*)
7.5	Accessible metal parts	Applies	(*)	(*)	(*)
8	Metallic enclosures and metallic parts of enclosures	Modified (see 6.4.2.1 Footnote 1) and ref. to ISO 6507-1	(*)	(*)	(*)
8.1	Material composition	Modified (see 6.4.2.1 Footnote 1) and ref. to ISO 6507-1	(*)	(*)	(*)
8.2	Group I	Modified (see 6.4.2.1 Footnote 1) and ref. to ISO 6507-1	(*)	(*)	(*)
8.3	Group II	Modified (see 6.4.2.1 Footnote 1) and ref. to ISO 6507-1	(*)	(*)	(*)

Table 1 (3 of 5)

Clause of IEC 60079-0		IEC 60079-0 application to			
Ed 6.0 (2011) (Inf.)	Clause / Sub-Clause Title (Normative)	ISO 80079-36	ISO 80079-37		
			"c"	"b"	"k"
8.4	Group III	Modified (see 6.4.2.1 Footnote 1) and ref. to ISO 6507-1	(*)	(*)	(*)
9	Fasteners	Excluded	-	-	-
10	Interlocking devices	Excluded	-	-	-
11	Bushings	Excluded	-	-	-
12	Materials used for cementing	Applies (see 7.6)	(*)	(*)	(*)
13	Ex Components	Applies	(*)	(*)	(*)
14	Connection facilities and termination compartments	Excluded	-	-	-
15	Connection facilities for earthing or bonding conductors	Excluded	-	-	-
16	Entries into enclosures	Excluded	-	-	-
17	Supplementary requirements for rotating machines	Excluded	-	-	-
18	Supplementary requirements for switchgear	Excluded	-	-	-
19	Supplementary requirements for fuses	Excluded	-	-	-
20	Supplementary requirements for plugs, socket outlets and connectors	Excluded	-	-	-
21	Supplementary requirements for luminaires	Excluded	-	-	-
22	Supplementary requirements for caplights and handlights	Excluded	-	-	-
23	Equipment incorporating cells and batteries	Excluded	-	-	-
24	Documentation	Modified (see 9)	(*)	(*)	(*)
25	Compliance of prototype or sample with documents	Applies	(*)	(*)	(*)
26	Type Tests	Modified (see 8)	(*)	(*)	(*)
26.1	General	Applies	(*)	(*)	(*)
26.2	Test configuration	Applies <i>to be read as non-electrical equipment</i>	(*)	(*)	(*)
26.3	Tests in explosive test mixtures	Applies	(*)	(*)	(*)



**Table 1 (4 of 5)**

Clause of IEC 60079-0		IEC 60079-0 application to			
Ed 6.0 (2011) (Inf.)	Clause / Sub-Clause Title (Normative)	ISO 80079-36	ISO 80079-37		
			"c"	"b"	"k"
26.4.1	Order of tests	Excluded	-	-	-
26.4.2	Resistance to impact	Applies (see 8.3.1)	(*)	(*)	(*)
26.4.3	Drop test	Applies (see 8.3.2)	(*)	(*)	(*)
26.4.4	Acceptance criteria	Applies (see 8.3.3)	(*)	(*)	(*)
26.4.5	Degree of protection (IP) by enclosure	Applies	(*)	(*)	(*)
26.5.1.1	General	Applies	(*)	(*)	(*)
26.5.1.2	Service temperature	Applies	(*)	(*)	(*)
26.5.1.3	Maximum surface temperature	Modified (see 8.2)	(*)	(*)	(*)
26.5.2	Thermal shock test	Applies	(*)	(*)	(*)
26.5.3	Small component ignition test (Group I and Group II)	Excluded	-	-	-
26.6	Torque test for bushings	Excluded	-	-	-
26.7	Non-metallic enclosures or non-metallic parts of enclosures	Applies	(*)	(*)	(*)
26.8	Thermal endurance to heat	Applies (see 8.4.4)	(*)	(*)	(*)
26.9	Thermal endurance to cold	Applies (see 8.4.5)	(*)	(*)	(*)
26.10	Resistance to light	Applies	(*)	(*)	(*)
26.11	Resistance to chemical agents for Group I electrical equipment	Applies (see 8.4.6)	(*)	(*)	(*)
26.12	Earth continuity	Excluded	-	-	-
26.13	Surface resistance test of parts of enclosures of non-metallic materials	Applies	(*)	(*)	(*)
26.14	Measurement of capacitance	Excluded	-	-	-
26.15	Verification of ratings of ventilating fans	Excluded	-	-	-
26.16	Alternative qualification of elastomeric sealing O-rings	Applies	(*)	(*)	(*)
27	Routine tests	Applies	(*)	(*)	(*)
28	Manufacturer's responsibility	Modified (see 9.1)	(*)	(*)	(*)
29	Marking	Modified (see 11)	(*)	(*)	(*)

**Table 1 (5 of 5)**

Clause of IEC 60079-0		IEC 60079-0 application to			
Ed 6.0 (2011) (Inf.)	Clause / Sub-Clause Title (Normative)	ISO 80079-36	ISO 80079-37		
			"c"	"b"	"k"
30	Instructions	Modified (see 10)	(*)	(*)	(*)
30.1	General	Applies	(*)	(*)	(*)
30.2	Cells and batteries	Excluded	-	-	-
30.3	Electrical machines	Excluded	-	-	-
30.4	Ventilating fans	Excluded	-	-	-
(*) This requirement concerns also equipment protected by types of protection "c", "b" and "k".					
Applies – This requirement of IEC 60079-0 is applied without change.					
Excluded – This requirement of IEC 60079-0 does not apply.					
Modified – This requirement of IEC 60079-0 is modified as detailed in this standard.					
The applicable requirements of IEC 60079-0 are identified by the clause title which is normative. This document was written referring to the specific requirements of IEC 60079-0 Ed. 6.0:2011, The clause numbers for the 6th edition are shown for information only. This is to enable the General Requirements IEC 60079-0 Ed. 5.0:2007 to be used where necessary with this part of ISO 80079. Where there were no requirements for the 5th edition or where there is a conflict between requirements, the 6th edition requirements should be considered.					

## 2 Normative references

The following documents, in whole or in part, are normatively referenced in this document and are indispensable for its application. For dated references, only the edition cited applies. For undated references, the latest edition of the referenced document (including any amendments) applies.

IEC 60079-0, *Explosive atmospheres – Part 0: Equipment – General requirements*

IEC 60079-1, *Explosive atmospheres – Part 1: Equipment protection by flameproof enclosures "d"*

IEC 60079-2, *Explosive atmospheres – Part 2: Equipment protection by pressurized enclosure "p"*

IEC 60079-28, *Explosive atmospheres – Part 28: Protection of equipment and transmission systems using optical radiation*

IEC 60079-31, *Explosive atmospheres – Part 31: Equipment dust ignition protection by enclosure "t"*

ISO 80079-37:—, *Explosive atmospheres – Part 37: Non-electrical equipment for explosive atmospheres – Non-electrical type of protection constructional safety "c", control of ignition source "b", liquid immersion "k" <sup>1</sup>*

<sup>1</sup> (to be published)

ISO/IEC 80079-38, *Explosive Atmospheres – Part 38: Equipment and components in explosive atmospheres in underground mines*

ANSI/UL 746B, *Polymeric Materials – Long Term Property Evaluations*

**koniec náhľadu – text ďalej pokračuje v platenej verzii STN**