

STN	Zmena klímy. Stacionárne zdroje znečisťovania. Stanovenie emisií skleníkových plynov v energeticky náročných priemyselných sektoroch. Časť 3: Výroba cementu.	STN EN 19694-3 83 6010
------------	--	--

Stationary source emissions - Determination of greenhouse gas (GHG) emissions in energy-intensive industries - Part 3: Cement industry

Táto norma obsahuje anglickú verziu európskej normy.
This standard includes the English version of the European Standard.

Táto norma bola oznámená vo Vestníku ÚNMS SR č. 12/16

Obsahuje: EN 19694-3:2016

123931



Úrad pre normalizáciu, metrológiu a skúšobníctvo SR, 2017
Podľa zákona č. 264/1999 Z. z. v znení neskorších predpisov sa môžu slovenské technické normy rozmnožovať a rozširovať iba so súhlasom Úradu pre normalizáciu, metrológiu a skúšobníctvo SR.

EUROPEAN STANDARD

EN 19694-3

NORME EUROPÉENNE

EUROPÄISCHE NORM

July 2016

ICS 13.040.40

English Version

Stationary source emissions - Determination of greenhouse gas (GHG) emissions in energy-intensive industries - Part 3: Cement industry

Émissions de sources fixes - Détermination des
émissions de gaz à effet de serre (GES) dans les
industries énérgo-intensives - Partie 3: Industrie du
ciment

Emissionen aus stationären Quellen - Bestimmung von
Treibhausgasen (THG) aus energieintensiven
Industrien - Teil 3: Zementindustrie

This European Standard was approved by CEN on 5 May 2016.

CEN members are bound to comply with the CEN/CENELEC Internal Regulations which stipulate the conditions for giving this European Standard the status of a national standard without any alteration. Up-to-date lists and bibliographical references concerning such national standards may be obtained on application to the CEN-CENELEC Management Centre or to any CEN member.

This European Standard exists in three official versions (English, French, German). A version in any other language made by translation under the responsibility of a CEN member into its own language and notified to the CEN-CENELEC Management Centre has the same status as the official versions.

CEN members are the national standards bodies of Austria, Belgium, Bulgaria, Croatia, Cyprus, Czech Republic, Denmark, Estonia, Finland, Former Yugoslav Republic of Macedonia, France, Germany, Greece, Hungary, Iceland, Ireland, Italy, Latvia, Lithuania, Luxembourg, Malta, Netherlands, Norway, Poland, Portugal, Romania, Slovakia, Slovenia, Spain, Sweden, Switzerland, Turkey and United Kingdom.



EUROPEAN COMMITTEE FOR STANDARDIZATION
COMITÉ EUROPÉEN DE NORMALISATION
EUROPÄISCHES KOMITEE FÜR NORMUNG

CEN-CENELEC Management Centre: Avenue Marnix 17, B-1000 Brussels

Contents	Page
European foreword.....	4
Introduction	5
1 Scope.....	9
2 Normative references.....	9
3 Terms and definitions	9
4 Symbols and abbreviated terms	12
5 Determination of GHGs based on the mass balance method.....	13
5.1 General.....	13
5.2 Major GHG in cement	14
5.3 Determination based on mass balance	14
5.4 Determination by stack emission measurements.....	14
5.5 Gross and net emissions	14
6 System boundaries	21
6.1 General.....	21
6.2 Operational boundaries.....	21
6.3 Organizational boundaries.....	22
7 Direct GHG emissions and their determination.....	25
7.1 General.....	25
7.2 CO ₂ from raw material calcinations.....	28
7.3 Reporting of CO ₂ emissions from raw material calcination based on clinker output: summary of IPCC and CSI recommendations and default emission factor for clinker	37
7.4 Determining the FD calcination rate.....	38
7.5 Direct determination of the CO ₂ emission factor of FD from analysis of CO ₂ content.....	39
7.6 Cement specific issues for fuels	39
7.7 GHG from fuels for kilns.....	41
7.8 GHG from non-kiln fuels	41
7.9 GHG from the combustion of wastewater.....	42
7.10 Non-CO ₂ GHG emissions from the cement industry	42
8 Energy indirect and other indirect GHG emissions and their determination.....	43
8.1 General.....	43
8.2 CO ₂ from external electricity production	43
8.3 CO ₂ from bought clinker	44
9 Baselines, acquisitions and disinvestments.....	44
10 Reporting	45
10.1 General.....	45
10.2 Corporate environmental reporting.....	45
10.3 Reporting periods	46
10.4 Performance indicators	47
11 Uncertainty of GHG inventories	53
11.1 Introduction to uncertainty assessment	53
11.2 Uncertainty of activity data	56
11.3 Uncertainties of fuel and material parameters.....	56

11.4	Uncertainties of continuous stack emission measurements	57
11.5	Evaluation of the overall uncertainty of a GHG inventory	58
11.6	Application of default values instead of analysing results	58
12	Considerations for applying this standard (verification procedure)	59
Annex A (informative)	Findings from the field tests (analytical interferences).....	61
Annex B (informative)	Emission factors.....	65
Annex C (informative)	Uncertainty of activity data.....	67
Annex D (informative)	Overview on terms in a cement plant.....	73
Bibliography	75

European foreword

This document (EN 19694-3:2016) has been prepared by Technical Committee CEN/TC 264 “Air quality”, the secretariat of which is held by DIN.

This European Standard shall be given the status of a national standard, either by publication of an identical text or by endorsement, at the latest by January 2017, and conflicting national standards shall be withdrawn at the latest by January 2017.

Attention is drawn to the possibility that some of the elements of this document may be the subject of patent rights. CEN [and/or CENELEC] shall not be held responsible for identifying any or all such patent rights.

This document has been prepared under a mandate M/478 given to CEN by the European Commission and the European Free Trade Association.

EN 19694, *Stationary source emissions — Determination of greenhouse gas (GHG) emissions in energy-intensive industries* is a series of standards that consists of the following parts:

- *Part 1: General aspects*
- *Part 2: Iron and steel industry*
- *Part 3: Cement industry*
- *Part 4: Aluminium industry*
- *Part 5: Lime industry*
- *Part 6: Ferroalloy industry*

According to the CEN/CENELEC Internal Regulations, the national standards organizations of the following countries are bound to implement this European Standard: Austria, Belgium, Bulgaria, Croatia, Cyprus, Czech Republic, Denmark, Estonia, Finland, Former Yugoslav Republic of Macedonia, France, Germany, Greece, Hungary, Iceland, Ireland, Italy, Latvia, Lithuania, Luxembourg, Malta, Netherlands, Norway, Poland, Portugal, Romania, Slovakia, Slovenia, Spain, Sweden, Switzerland, Turkey and the United Kingdom.

Introduction

This European Standard for the cement industry has been based on the WBCSD/CSI and WRI: “CO₂ and Energy Accounting and Reporting Standard for the Cement Industry” [1].

Overview of cement manufacturing process

Cement manufacture includes three main process steps (see Figure 1):

- preparing of raw materials and fuels;
- producing clinker, an intermediate, through pyro-processing of raw materials;
- grinding and blending clinker with other products (“mineral components”) to make cement.

There are two main sources of direct CO₂ emissions in the production process: calcination of raw materials in the pyro-processing stage, and combustion of kiln fuels. These two sources are described in more detail below. Other CO₂ sources include direct GHG emissions from non-kiln fuels (e.g. dryers for cement constituents products, room heating, on-site transports and on-site power generation), and indirect GHG emissions from, e.g. external power production and transports. Non-CO₂ greenhouse gases covered by the Kyoto Protocol¹, apart from carbon monoxide (CO) methane (CH₄) and nitrous oxide (N₂O), are not relevant in the cement context, in the sense that direct GHG emissions of these gases are negligible.

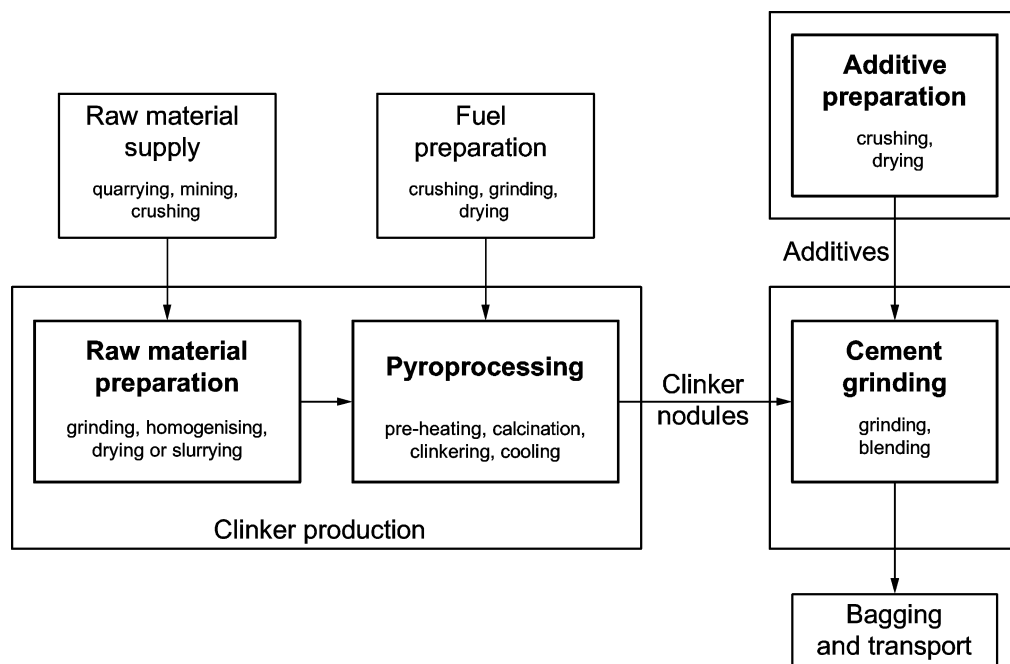


Figure 1 — Process steps in cement manufacture (source: Ellis 2000, based on Ruth et al. 2000)

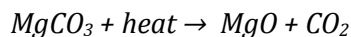
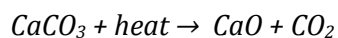
¹ Methane (CH₄), nitrous oxide (N₂O), sulfur hexafluoride (SF₆), partly halogenated fluorohydrocarbons (HFC) and perfluorated hydrocarbons (PFC)

Table 1 — Overview of input places of materials

Raw meal	Input place
Raw materials from natural resources	Raw mill
Alternative raw materials	Raw mill
Raw material flows for clinker production	Input place
Raw meal	Kiln feed
Fuel ashes	Burner or precalciner or fuel dryer
Additional raw materials not part of the kiln feed	Kiln inlet
Fuels flows for clinker and cement production	Input place
Fossil fuels	Burner or precalciner or fuel dryer or raw material dryer
Alternative fuels	Burner or precalciner or fuel dryer or raw material dryer
Alternative fossil fuels	Burner or precalciner or fuel dryer or raw material dryer
Mixed fuels	Burner or precalciner or fuel dryer or raw material dryer
Biomass fuels	Burner or precalciner or fuel dryer or raw material dryer
Cement kiln dust	Output place
Dust return	Preheater
Filter dust	Precipitator / filter
By pass dust	Bypass filter
Cement constituents based products	Output place
Clinker	Kiln (cooler)
Cement	Cement mill
Blast furnace slag	Cement mill or grinding station
Fly ash	Cement mill or grinding station
Gypsum	Cement mill or grinding station
Cooler dust	Cooler, is normally added to the clinker flow to the clinker silo
Cement kiln dust	Preheater or precipitator or filter or bypass filter
Limestone	Cement mill or grinding station
Burnt shale	Cement mill or grinding station
Pozzolana	Cement mill or grinding station
Silica fume	Cement mill or grinding station

CO₂ from calcination of raw materials

In the clinker production process, CO₂ is released due to the chemical decomposition of calcium, magnesium and other carbonates (e.g. from limestone) into lime:



This process is called "calcining" or "calcination". It results in direct CO₂ emissions through the kiln stack. When considering CO₂ emissions due to calcination, two components may be distinguished:

- CO₂ from raw materials actually used for clinker production, these raw materials are fully calcined in the clinker production process;
- CO₂ from raw materials leaving the kiln system as partly calcined cement kiln dust (CKD), or as normally fully calcined bypass dust.

CO₂ from actual clinker production is proportional to the lime content of the clinker,² which in turn varies little in time or between different cement plants. As a result, the CO₂ emission factor per tonne of clinker is fairly stable with a default value in this standard of 525 kg CO₂/t clinker (IPCC default: 510 kg CO₂/t clinker, CSI default: 525 kg CO₂/t clinker [19]).

The amount of kiln dust leaving the kiln system varies greatly with kiln types and cement quality standards, ranging from practically zero to over one hundred kilograms per tonne of clinker. The associated emissions are likely to be relevant in some countries or installations.

CO₂ emissions from calcination of raw materials may be calculated by two methods which are in principle equivalent: Either based on the amount and chemical composition of the products (clinker plus dust leaving the kiln system, output methods B1 and B2), or based on the amount and composition of the raw materials entering the kiln (input methods A1 and A2). See 7.2.1, 7.2.2 for details.

CO₂ from organic carbon in raw materials

The raw materials used for clinker production usually contain a small fraction of organic carbon, which may be expressed as total organic carbon (TOC) content. Organic carbon in the raw meal is converted to CO₂ during pyro-processing. The contribution of this component to the overall CO₂ emissions of a cement plant is typically very small (about 1 % or less). The organic carbon contents of raw materials may, however, vary substantially between locations and between the types of materials used. For example, the resulting emissions may be relevant if a cement company organization (used in this standard) consumes large quantities of certain types of fly ash or shale as raw materials entering the kiln.

CO₂ from fuels for kiln operation

The cement industry traditionally uses various fossil fuels to operate cement kilns, including coal, petroleum coke, fuel oil, and natural gas. Fuels derived from waste materials have become important substitutes for traditional fossil fuels. These alternative fuels (AF) include fossil fuel-derived fractions such as, e.g. waste oil and plastics, as well as biomass-derived fractions such as waste wood and dewatered sludge from wastewater treatment. Furthermore fuels are increasingly used which contain both fossil and biogenic carbon (mixed fuels), like e.g. (pre-treated) municipal and (pre-treated) industrial wastes (containing plastics, textiles, paper etc.) or waste tyres (containing natural and synthetic rubber).

² A second, but much smaller factor is the CaO and MgO content of the raw materials and additives used.

Both traditional fossil and alternative fuels result in direct CO₂ emissions through the kiln stack. However, biomass and bioliquids are considered “climate change-neutral” in accordance with IPCC definitions. Use of alternative (biomass- or fossil-derived) fuels may, in addition, lead to important emission reductions elsewhere, for instance from waste incineration plants or landfills.

Mineral components (MIC) are natural and artificial materials with latent hydraulic properties. Examples of MIC include natural pozzolana, blast furnace slag, and fly ash. In addition, gypsum is within this standard labelled as MIC. MICs are added to clinker to produce blended cement. In some instances, pure MICs are directly added to the concrete by the ready-mix or construction company. Use of MICs leads to an equivalent reduction of direct CO₂ emissions associated with clinker production, both from calcination and fuel combustion. Artificial MICs are waste materials from other production processes such as, e.g. steel and coal-fired power production. Related GHG emissions are monitored and reported by the corresponding industry sector. Utilization of these MICs for clinker or cement substitution does not entail additional GHG emissions at the production site. Consequently, these indirect GHG emissions shall not be included in the cement production inventory.

The basic mass balance methods used in this standard are compatible with the 2006 IPCC Guidelines for National Greenhouse Gas Inventories issued by the Intergovernmental Panel on Climate Change (IPCC) [4], and with the revised WRI / WBCSD Greenhouse Gas Protocol [9]. Default emission factors suggested in these documents are used, except where more recent, industry-specific data has become available.

The 2006 IPCC Guidelines [4] introduced a Tier 3 method for reporting CO₂ emissions from the cement production based on the raw material inputs (Vol. III, Chapter 2.2.1.1, Formula 2.3). However, a large number of raw material inputs and the need to continuously monitor their chemical composition make this approach impractical in many cement plants. The different raw materials are normally homogenized before and during the grinding process in the raw mill. The WRI / WBCSD therefore recommended alternative methods for input-based reporting of CO₂ emissions from raw material calcination in cement plants. They rely on determining the amount of raw meal consumed in the kiln system. In many cement plants the homogenized mass flow of raw meal is routinely monitored including its chemical analysis for the purpose of process and product quality control. The input methods based on the raw meal consumed are already successfully applied in cement plants in different countries and seem to be more practical than Tier 3 of the 2006 IPCC Guidelines [4]. They were included in the Cement CO₂ and Energy Protocol Version 3 (Simple Input Method A1 and Detailed Input Method A2, 7.2.1).

1 Scope

This European Standard specifies a harmonized methodology for calculating GHG emissions from the cement industry, with a view to reporting these emissions for various purposes and by different basis, such as, plant basis, company basis (by country or by region) or even international group basis. It addresses all the following direct and indirect sources of GHG included [1]:

- Direct GHG emissions (scope 1) from sources that are owned or controlled by the organization, such as emissions result from the following sources:
 - process: calcinations of carbonates and combustion of organic carbon contained in raw materials;
 - combustion of kiln fuels (fossil kiln fuels, alternative fossil fuels, mixed fuels with biogenic carbon content, biomass and bioliquids) related to clinker production and/or drying of raw materials and fuels;
 - combustion of non-kiln fuels (fossil fuels, alternative fossil fuels, mixed fuels with biogenic carbon content, biomass and bioliquids) related to equipment and on-site vehicles, room heating/cooling, drying of MIC (e.g. slag or pozzolana);
 - combustion of fuels for on-site power generation;
 - combustion of carbon contained in wastewater.
- Energy indirect GHG emissions (scope 2) from the generation of purchased electricity consumed in the organization's owned or controlled equipment;
- Other indirect GHG emissions (scope 3) from bought clinker. Excluded from this standard are all other scope 3 emissions from the cement industry.

2 Normative references

Not applicable.

koniec náhľadu – text ďalej pokračuje v platenej verzii STN