

STN	Priemyselné komunikačné siete Profily Časť 3-8: Funkčná bezpečnosť prevádzkových zberníc Doplnkové špecifikácie pre CPF 8	STN EN 61784-3-8 18 4020
------------	--	--

Industrial communication networks - Profiles - Part 3-8: Functional safety fieldbuses - Additional specifications for CPF 8

Táto norma obsahuje anglickú verziu európskej normy.
This standard includes the English version of the European Standard.

Táto norma bola oznámená vo Vestníku ÚNMS SR č. 07/18

Obsahuje: EN 61784-3-8:2017, IEC 61784-3-8:2016

Oznámením tejto normy sa od 01.12.2020 ruší
STN EN 61784-3-8 (18 4020) z marca 2011

126832

EUROPEAN STANDARD

EN 61784-3-8

NORME EUROPÉENNE

EUROPÄISCHE NORM

December 2017

ICS 25.040.40; 35.100.05

Supersedes EN 61784-3-8:2010

English Version

**Industrial communication networks - Profiles - Part 3-8:
Functional safety fieldbuses - Additional specifications for CPF 8
(IEC 61784-3-8:2016)**

Réseaux de communication industriels - Profils - Partie 3-8:
Bus de terrain de sécurité fonctionnelle - Spécification
supplémentaire pour CPF 8
(IEC 61784-3-8:2016)

Industrielle Kommunikationsnetze - Profile - Teil 3-8:
Funktional sichere Übertragung bei Feldbussen -
Zusätzliche Festlegungen für die
Kommunikationsprofilfamilie 8
(IEC 61784-3-8:2016)

This European Standard was approved by CENELEC on 2016-09-01. CENELEC members are bound to comply with the CEN/CENELEC Internal Regulations which stipulate the conditions for giving this European Standard the status of a national standard without any alteration.

Up-to-date lists and bibliographical references concerning such national standards may be obtained on application to the CEN-CENELEC Management Centre or to any CENELEC member.

This European Standard exists in three official versions (English, French, German). A version in any other language made by translation under the responsibility of a CENELEC member into its own language and notified to the CEN-CENELEC Management Centre has the same status as the official versions.

CENELEC members are the national electrotechnical committees of Austria, Belgium, Bulgaria, Croatia, Cyprus, the Czech Republic, Denmark, Estonia, Finland, Former Yugoslav Republic of Macedonia, France, Germany, Greece, Hungary, Iceland, Ireland, Italy, Latvia, Lithuania, Luxembourg, Malta, the Netherlands, Norway, Poland, Portugal, Romania, Serbia, Slovakia, Slovenia, Spain, Sweden, Switzerland, Turkey and the United Kingdom.



European Committee for Electrotechnical Standardization
Comité Européen de Normalisation Electrotechnique
Europäisches Komitee für Elektrotechnische Normung

CEN-CENELEC Management Centre: Avenue Marnix 17, B-1000 Brussels

European foreword

The text of document 65C/851/FDIS, future edition 2 of IEC 61784-3-8:2016, prepared by SC 65C "Industrial networks", of IEC/TC 65 "Industrial-process measurement, control and automation" was submitted to the IEC-CENELEC parallel vote and approved by CENELEC as EN 61784-3-8:2017.

The following dates are fixed:

- latest date by which this document has to be implemented at national level by publication of an identical national standard or by endorsement (dop) 2018-06-01
- latest date by which the national standards conflicting with this document have to be withdrawn (dow) 2020-12-01

This document supersedes EN 61784-3-8:2010.

Attention is drawn to the possibility that some of the elements of this document may be the subject of patent rights. CENELEC shall not be held responsible for identifying any or all such patent rights.

Endorsement notice

The text of the International Standard IEC 61784-3-8:2016 was approved by CENELEC as a European Standard without any modification.

In the official version, for Bibliography, the following notes have to be added for the standards indicated:

IEC 61000-6-7	NOTE Harmonized as EN 61000-6-7
IEC 61131-6	NOTE Harmonized as EN 61131-6
IEC 61496 (all parts)	NOTE Harmonized as EN 61496 (all parts)
IEC 61508-1:2010	NOTE Harmonized as EN 61508-1:2010 (not modified).
IEC 61508-4:2010	NOTE Harmonized as EN 61508-4:2010 (not modified).
IEC 61508-5:2010	NOTE Harmonized as EN 61508-5:2010 (not modified).
IEC 61784-2	NOTE Harmonized as EN 61784-2
IEC 61784-5 (all parts)	NOTE Harmonized as EN 61784-5 (all parts)
IEC 61800-5-2	NOTE Harmonized as EN 61800-5-2
IEC 61918	NOTE Harmonized as EN 61918
IEC 62443 (all parts)	NOTE Harmonized as prEN 62443 (all parts)
IEC/TR 62685	NOTE Harmonized as CLC/TR 62685
ISO 10218-1	NOTE Harmonized as EN ISO 10218-1
ISO 12100	NOTE Harmonized as EN ISO 12100
ISO 13849-1	NOTE Harmonized as EN ISO 13849-1
ISO 13849-2	NOTE Harmonized as EN ISO 13849-2

Annex ZA (normative)

Normative references to international publications with their corresponding European publications

The following documents are referred to in the text in such a way that some or all of their content constitutes requirements of this document. For dated references, only the edition cited applies. For undated references, the latest edition of the referenced document (including any amendments) applies.

NOTE 1 When an International Publication has been modified by common modifications, indicated by (mod), the relevant EN/HD applies.

NOTE 2 Up-to-date information on the latest versions of the European Standards listed in this annex is available here: www.cenelec.eu.

<u>Publication</u>	<u>Year</u>	<u>Title</u>	<u>EN/HD</u>	<u>Year</u>
IEC 60204-1	-	Safety of machinery - Electrical equipment - of machines - Part 1: General requirements	-	-
IEC 61131-2	2007	Programmable controllers -- Part 2: Equipment requirements and tests	EN 61131-2	2007
IEC 61158	series	Industrial communication networks - Fieldbus specifications - Part 1: Overview and guidance for the IEC 61158 and IEC 61784 series	EN 61158	series
IEC 61158-2	-	Industrial communication networks - Fieldbus specifications - Part 2: Physical layer specification and service definition	EN 61158-2	-
IEC 61158-3-18	-	Industrial communication networks - Fieldbus specifications - Part 3-18: Data-link layer service definition - Type 18 elements	EN 61158-3-18	-
IEC 61158-4-18	-	Industrial communication networks - Fieldbus specifications -- Part 4-18: Data-link layer protocol specification - Type 18 elements	EN 61158-4-18	-
IEC 61158-5-18	-	Industrial communication networks - Fieldbus specifications -- Part 5-18: Application layer service definition - Type 18 elements	EN 61158-5-18	-
IEC 61158-5-23	-	Industrial communication networks - Fieldbus specifications - Part 5-23: Application layer service definition - Type 23 elements	EN 61158-5-23	-
IEC 61158-6-18	-	Industrial communication networks - Fieldbus specifications - Part 6-18: Application layer protocol specification - Type 18 elements	EN 61158-6-18	-
IEC 61158-6-23	-	Industrial communication networks - Fieldbus specifications - Part 6-23: Application layer protocol specification - Type 23 elements	EN 61158-6-23	-
IEC 61326-3-1	-	Electrical equipment for measurement, control and laboratory use - EMC requirements - Part 3-1: Immunity requirements for safety-related systems and for equipment intended to perform safety-related functions (functional safety) - General industrial applications	EN 61326-3-1	-

IEC 61326-3-2	-	Electrical equipment for measurement, control and laboratory use - EMC requirements - Part 3-2: Immunity requirements for safety-related systems and for equipment intended to perform safety-related functions (functional safety) - Industrial applications with specified electromagnetic environment	-	-
IEC 61508	series	Functional safety of electrical/electronic/programmable electronic safety-related systems -- Part 1: General requirements	EN 61508	series
IEC 61511	series	Functional safety - Safety instrumented systems for the process industry sector - Part 1: Framework, definitions, system, hardware and application programming requirements	EN 61511	series
IEC 61784-1	-	Industrial communication networks - Profiles - Part 1: Fieldbus profiles	EN 61784-1	-
IEC 61784-2	-	Industrial communication networks - Profiles - Part 2: Additional fieldbus profiles for real-time networks based on ISO/IEC 8802-3	EN 61784-2	-
IEC 61784-3	-	Industrial communication networks - Profiles - Part 3: Functional safety fieldbuses - General rules and profile definitions	EN 61784-3	-
IEC 62061	-	Safety of machinery - Functional safety of safety-related electrical, electronic and programmable electronic control systems	EN 62061	-
IEEE 802.3	-	IEEE Standard for Information technology -- Specific requirements - Part 3: Carrier Sense Multiple Access with Collision Detection (CSMA/CD) Access Method and Physical Layer Specifications	-	-



IEC 61784-3-8

Edition 2.0 2016-07


INTERNATIONAL STANDARD

NORME INTERNATIONALE



**Industrial communication networks – Profiles –
Part 3-8: Functional safety fieldbuses – Additional specifications for CPF 8**

**Réseaux de communication industriels – Profils –
Partie 3-8: Bus de terrain de sécurité fonctionnelle – Spécifications
supplémentaires pour CPF 8**





THIS PUBLICATION IS COPYRIGHT PROTECTED
Copyright © 2016 IEC, Geneva, Switzerland

All rights reserved. Unless otherwise specified, no part of this publication may be reproduced or utilized in any form or by any means, electronic or mechanical, including photocopying and microfilm, without permission in writing from either IEC or IEC's member National Committee in the country of the requester. If you have any questions about IEC copyright or have an enquiry about obtaining additional rights to this publication, please contact the address below or your local IEC member National Committee for further information.

Droits de reproduction réservés. Sauf indication contraire, aucune partie de cette publication ne peut être reproduite ni utilisée sous quelque forme que ce soit et par aucun procédé, électronique ou mécanique, y compris la photocopie et les microfilms, sans l'accord écrit de l'IEC ou du Comité national de l'IEC du pays du demandeur. Si vous avez des questions sur le copyright de l'IEC ou si vous désirez obtenir des droits supplémentaires sur cette publication, utilisez les coordonnées ci-après ou contactez le Comité national de l'IEC de votre pays de résidence.

IEC Central Office
3, rue de Varembe
CH-1211 Geneva 20
Switzerland

Tel.: +41 22 919 02 11
Fax: +41 22 919 03 00
info@iec.ch
www.iec.ch

About the IEC

The International Electrotechnical Commission (IEC) is the leading global organization that prepares and publishes International Standards for all electrical, electronic and related technologies.

About IEC publications

The technical content of IEC publications is kept under constant review by the IEC. Please make sure that you have the latest edition, a corrigenda or an amendment might have been published.

IEC Catalogue - webstore.iec.ch/catalogue

The stand-alone application for consulting the entire bibliographical information on IEC International Standards, Technical Specifications, Technical Reports and other documents. Available for PC, Mac OS, Android Tablets and iPad.

IEC publications search - www.iec.ch/searchpub

The advanced search enables to find IEC publications by a variety of criteria (reference number, text, technical committee,...). It also gives information on projects, replaced and withdrawn publications.

IEC Just Published - webstore.iec.ch/justpublished

Stay up to date on all new IEC publications. Just Published details all new publications released. Available online and also once a month by email.

Electropedia - www.electropedia.org

The world's leading online dictionary of electronic and electrical terms containing 20 000 terms and definitions in English and French, with equivalent terms in 15 additional languages. Also known as the International Electrotechnical Vocabulary (IEV) online.

IEC Glossary - std.iec.ch/glossary

65 000 electrotechnical terminology entries in English and French extracted from the Terms and Definitions clause of IEC publications issued since 2002. Some entries have been collected from earlier publications of IEC TC 37, 77, 86 and CISPR.

IEC Customer Service Centre - webstore.iec.ch/csc

If you wish to give us your feedback on this publication or need further assistance, please contact the Customer Service Centre: csc@iec.ch.

A propos de l'IEC

La Commission Electrotechnique Internationale (IEC) est la première organisation mondiale qui élabore et publie des Normes internationales pour tout ce qui a trait à l'électricité, à l'électronique et aux technologies apparentées.

A propos des publications IEC

Le contenu technique des publications IEC est constamment revu. Veuillez vous assurer que vous possédez l'édition la plus récente, un corrigendum ou amendement peut avoir été publié.

Catalogue IEC - webstore.iec.ch/catalogue

Application autonome pour consulter tous les renseignements bibliographiques sur les Normes internationales, Spécifications techniques, Rapports techniques et autres documents de l'IEC. Disponible pour PC, Mac OS, tablettes Android et iPad.

Recherche de publications IEC - www.iec.ch/searchpub

La recherche avancée permet de trouver des publications IEC en utilisant différents critères (numéro de référence, texte, comité d'études,...). Elle donne aussi des informations sur les projets et les publications remplacées ou retirées.

IEC Just Published - webstore.iec.ch/justpublished

Restez informé sur les nouvelles publications IEC. Just Published détaille les nouvelles publications parues. Disponible en ligne et aussi une fois par mois par email.

Electropedia - www.electropedia.org

Le premier dictionnaire en ligne de termes électroniques et électriques. Il contient 20 000 termes et définitions en anglais et en français, ainsi que les termes équivalents dans 15 langues additionnelles. Egalement appelé Vocabulaire Electrotechnique International (IEV) en ligne.

Glossaire IEC - std.iec.ch/glossary

65 000 entrées terminologiques électrotechniques, en anglais et en français, extraites des articles Termes et Définitions des publications IEC parues depuis 2002. Plus certaines entrées antérieures extraites des publications des CE 37, 77, 86 et CISPR de l'IEC.

Service Clients - webstore.iec.ch/csc

Si vous désirez nous donner des commentaires sur cette publication ou si vous avez des questions contactez-nous: csc@iec.ch.



IEC 61784-3-8

Edition 2.0 2016-07

INTERNATIONAL STANDARD

NORME INTERNATIONALE



**Industrial communication networks – Profiles –
Part 3-8: Functional safety fieldbuses – Additional specifications for CPF 8**

**Réseaux de communication industriels – Profils –
Partie 3-8: Bus de terrain de sécurité fonctionnelle – Spécifications
supplémentaires pour CPF 8**

INTERNATIONAL
ELECTROTECHNICAL
COMMISSION

COMMISSION
ELECTROTECHNIQUE
INTERNATIONALE

ICS 25.040.40, 35.100.05

ISBN 978-2-8322-3491-4

**Warning! Make sure that you obtained this publication from an authorized distributor.
Attention! Veuillez vous assurer que vous avez obtenu cette publication via un distributeur agréé.**

CONTENTS

FOREWORD.....	7
0 Introduction	9
0.1 General.....	9
0.2 Patent declaration	11
1 Scope.....	12
2 Normative references.....	12
3 Terms, definitions, symbols, abbreviated terms and conventions.....	13
3.1 Terms and definitions	13
3.1.1 Common terms and definitions	14
3.1.2 CPF 8: Additional terms and definitions	20
3.2 Symbols and abbreviated terms.....	21
3.2.1 Common symbols and abbreviated terms.....	21
3.2.2 CPF 8: Additional symbols and abbreviated terms.....	22
3.3 Conventions.....	22
4 Overview	22
5 General	22
6 Safety communication layer services.....	23
7 Safety communication layer protocol	23
8 Safety communication layer management.....	23
9 System requirements	23
10 Assessment.....	23
11 FSCP 8/1	23
11.1 Scope – FSCP 8/1.....	23
11.2 Normative references – FSCP 8/1.....	23
11.3 Terms, definitions, symbols, abbreviated terms and conventions – FSCP 8/1.....	23
11.4 Overview of FSCP 8/1 (CC-Link Safety™)	23
11.5 General – FSCP 8/1	24
11.5.1 External documents providing specifications for the profile.....	24
11.5.2 Safety functional requirements	24
11.5.3 Safety measures	24
11.5.4 Safety communication layer structure	26
11.5.5 Relationships with FAL (and DLL, PhL).....	26
11.6 Safety communication layer services for FSCP 8/1.....	27
11.6.1 General	27
11.6.2 SASEs	27
11.6.3 SARs	28
11.6.4 Process data SAR ASEs	28
11.7 Safety communication layer protocol for FSCP 8/1	29
11.7.1 Safety PDU format	29
11.7.2 State description.....	36
11.8 Safety communication layer management for FSCP 8/1	40
11.8.1 General	40
11.8.2 Connection establishment and confirmation processing.....	41
11.8.3 Safety slave verification	41
11.9 System requirements for FSCP 8/1	42

11.9.1	Indicators and switches	42
11.9.2	Installation guidelines.....	43
11.9.3	Safety function response time	43
11.9.4	Duration of demands	45
11.9.5	Constraints for calculation of system characteristics	45
11.9.6	Maintenance	46
11.9.7	Safety manual.....	47
11.10	Assessment for FSCP 8/1.....	47
12	FSCP 8/2	47
12.1	Scope – FSCP 8/2.....	47
12.2	Normative references – FSCP 8/2.....	47
12.3	Terms, definitions, symbols, abbreviated terms and conventions – FSCP 8/2.....	47
12.4	Overview of FSCP 8/2 (CC-Link IE™ Safety communication function)	47
12.5	General – FSCP 8/2	48
12.5.1	External documents providing specifications for the profile.....	48
12.5.2	Safety functional requirements	48
12.5.3	Safety measures	49
12.5.4	Safety communication layer structure	53
12.5.5	Relationships with FAL (and DLL, PhL).....	54
12.6	Safety communication layer services for FSCP 8/2.....	54
12.6.1	General	54
12.6.2	Connection reestablishment services.....	54
12.6.3	Data transmission services.....	55
12.6.4	Connection termination notification services	56
12.7	Safety communication layer protocol for FSCP 8/2.....	56
12.7.1	Safety PDU format	56
12.7.2	Safety FAL service protocol machine (SFSPM).....	62
12.8	Safety communication layer management for FSCP 8/2	85
12.8.1	Parameter Definitions.....	85
12.8.2	Parameter Setup.....	89
12.8.3	Management Services.....	89
12.9	System requirements for FSCP 8/2.....	92
12.9.1	Indicators and switches	92
12.9.2	Installation guidelines.....	94
12.9.3	Safety function response time	94
12.9.4	Duration of demands.....	95
12.9.5	Constraints for calculation of system characteristics	95
12.9.6	Maintenance	97
12.9.7	Safety manual.....	97
12.10	Assessment for FSCP 8/2.....	98
Annex A (informative) Additional information for functional safety communication profiles of CPF 8.....		99
A.1	Hash function calculation for FSCP 8/1	99
A.2	Hash function calculation for FSCP 8/2	99
A.3	Meaning of response time calculation formula for FSCP 8/2	99
Annex B (informative) Information for assessment of the functional safety communication profiles of CPF 8.....		100
Bibliography		101

Figure 1 – Relationships of IEC 61784-3 with other standards (machinery).....	9
Figure 2 – Relationships of IEC 61784-3 with other standards (process)	10
Figure 3 – Relationship between SCL and the other layers of IEC 61158 Type 18	26
Figure 4 – State diagram.....	37
Figure 5 – Detection of unintended repetition	50
Figure 6 – Detection of incorrect sequence.....	51
Figure 7 – Detection of loss	51
Figure 8 – Detection of unacceptable delay by time stamps	52
Figure 9 – Detection of unacceptable delay by timer	53
Figure 10 – Protocol Hierarchy	54
Figure 11 – Safety PDU Structure	57
Figure 12 – CTRL Configuration	57
Figure 13 – SASE-M and SASE-S TS	60
Figure 14 – S-Data during safety refresh	60
Figure 15 – S-Data not during safety refresh	61
Figure 16 – S-Data header configuration	61
Figure 17 – CRC calculation.....	62
Figure 18 – Communication models.....	62
Figure 19 – SFSPM state transition diagram.....	63
Figure 20 – Connection establishment sequence	65
Figure 21 – Communication sequence during safety refresh communication.....	65
Figure 22 – Offset measurement and generation sequence during safety refresh communication	66
Figure 23 – SFSPM-M state transition diagram.....	67
Figure 24 – Sequence other than during safety refresh	70
Figure 25 – S-Connect-req.....	71
Figure 26 – S-InitConfirmNetPrm-req	71
Figure 27 – net_prm_list	72
Figure 28 – S-InitVerifyStnPrm-req.....	72
Figure 29 – stn_prm_list	72
Figure 30 – S-InvokeFunc-req	73
Figure 31 – S-WriteErrorInfo-req	73
Figure 32 – date_and_time_of_occurence	74
Figure 33 – SFSPM-S state transition diagram	75
Figure 34 – Sequence other than during safety refresh	80
Figure 35 – S-Connect-rsp	80
Figure 36 – S-InitConfirmNetPrm-rsp.....	81
Figure 37 – S-InitVerifyStnPrm-rsp.....	81
Figure 38 – S-InvokeFunc-rsp	82
Figure 39 – Offset calculation procedure of safety clock	83
Figure 40 – Relationship between transmission interval fluctuation and transmission_interval	86
Figure 41 – Calculation of allowable_refresh_interval	88
Figure 42 – Calculation of allowable_delay	89

Figure 43 – Calculation of response time between safety PLCs.....	94
Figure 44 – Relationship between safety connections and residual error rate	97
Figure A.1 – allowable_delay and offset calculation deviation	99
Table 1 – Selection of the various measures for possible errors.....	25
Table 2 – M1 safety device manager attribute format	30
Table 3 – S1 safety device manager attribute format	30
Table 4 – M1 safety connection manager attribute format	30
Table 5 – S1 safety connection manager attribute format.....	30
Table 6 – M1 safety cyclic transmission attribute format	31
Table 7 – S1 safety cyclic transmission attribute format	31
Table 8 – M1 safety device manager attribute encoding.....	32
Table 9 – S1 safety device manager attribute encoding	32
Table 10 – M1 safety connection manager attribute encoding	32
Table 11 – S1 safety connection manager attribute encoding	33
Table 12 – M1 safety cyclic transmission attribute encoding.....	33
Table 13 – S1 safety cyclic transmission attribute encoding	35
Table 14 – Safety master monitor timer operation.....	39
Table 15 – Safety slave monitor timer operation	39
Table 16 – Safety data monitor timer operation.....	39
Table 17 – Details of connection establishment and confirmation processing.....	41
Table 18 – Details of slave information verification processing.....	41
Table 19 – Details of safety slave parameter transmission processing.....	42
Table 20 – Monitor LEDs.....	43
Table 21 – Safety function response time calculation.....	44
Table 22 – Safety function response time definition of terms.....	44
Table 23 – Number of occupied slots and safety data	45
Table 24 – Residual error rate Λ (occupied slots = 1).....	46
Table 25 – Residual error rate Λ (occupied slots = 2).....	46
Table 26 – Selection of the various measures for possible errors	49
Table 27 – SS-Start	54
Table 28 – SS-Restart	55
Table 29 – SS-InvokeFunc	55
Table 30 – SS-Read	55
Table 31 – SS-Write.....	56
Table 32 – SS-Terminate	56
Table 33 – Safety PDU elements.....	57
Table 34 – CTRL Elements	58
Table 35 – State list.....	63
Table 36 – SFSPM-M timers	67
Table 37 – SFSPM-M state transition table.....	67
Table 38 – support_functions	71
Table 39 – error_category.....	74

Table 40 – error_category for AL errors	74
Table 41 – error_code	74
Table 42 – SFSPM-S timers	76
Table 43 – SFSPM-S state transition table	76
Table 44 – Parameters used by safety communication layer	85
Table 45 – SM-SetSafetyStationInfo	89
Table 46 – Safety station information setting parameters of SM-SetSafetyStationInfo	90
Table 47 – SM-SetSafetyNetworkParameter	90
Table 48 – Safety network parameters of SM-SetSafetyNetworkParameter	90
Table 49 – SM-GetSafetyStationInfo	91
Table 50 – Safety station information parameters of SM-GetSafetyStationInfo (Request)	91
Table 51 – Safety station information parameters of SM-GetSafetyStationInfo (Response)	91
Table 52 – SM-GetSafetyNetworkParameter	92
Table 53 – Parameters of SM-GetSafetyNetworkParameter request	92
Table 54 – Parameters of SM-GetSafetyNetworkParameter response	92
Table 55 – Monitor LEDs	93
Table 56 – Communication port monitor LEDs	93

INTERNATIONAL ELECTROTECHNICAL COMMISSION

**INDUSTRIAL COMMUNICATION NETWORKS –
PROFILES –****Part 3-8: Functional safety fieldbuses –
Additional specifications for CPF 8****FOREWORD**

- 1) The International Electrotechnical Commission (IEC) is a worldwide organization for standardization comprising all national electrotechnical committees (IEC National Committees). The object of IEC is to promote international co-operation on all questions concerning standardization in the electrical and electronic fields. To this end and in addition to other activities, IEC publishes International Standards, Technical Specifications, Technical Reports, Publicly Available Specifications (PAS) and Guides (hereafter referred to as "IEC Publication(s)"). Their preparation is entrusted to technical committees; any IEC National Committee interested in the subject dealt with may participate in this preparatory work. International, governmental and non-governmental organizations liaising with the IEC also participate in this preparation. IEC collaborates closely with the International Organization for Standardization (ISO) in accordance with conditions determined by agreement between the two organizations.
- 2) The formal decisions or agreements of IEC on technical matters express, as nearly as possible, an international consensus of opinion on the relevant subjects since each technical committee has representation from all interested IEC National Committees.
- 3) IEC Publications have the form of recommendations for international use and are accepted by IEC National Committees in that sense. While all reasonable efforts are made to ensure that the technical content of IEC Publications is accurate, IEC cannot be held responsible for the way in which they are used or for any misinterpretation by any end user.
- 4) In order to promote international uniformity, IEC National Committees undertake to apply IEC Publications transparently to the maximum extent possible in their national and regional publications. Any divergence between any IEC Publication and the corresponding national or regional publication shall be clearly indicated in the latter.
- 5) IEC itself does not provide any attestation of conformity. Independent certification bodies provide conformity assessment services and, in some areas, access to IEC marks of conformity. IEC is not responsible for any services carried out by independent certification bodies.
- 6) All users should ensure that they have the latest edition of this publication.
- 7) No liability shall attach to IEC or its directors, employees, servants or agents including individual experts and members of its technical committees and IEC National Committees for any personal injury, property damage or other damage of any nature whatsoever, whether direct or indirect, or for costs (including legal fees) and expenses arising out of the publication, use of, or reliance upon, this IEC Publication or any other IEC Publications.
- 8) Attention is drawn to the Normative references cited in this publication. Use of the referenced publications is indispensable for the correct application of this publication.

International Standard IEC 61784-3-8 has been prepared by subcommittee 65C: Industrial networks, of IEC technical committee 65: Industrial-process measurement, control and automation.

This second edition cancels and replaces the first edition published in 2010. This edition constitutes a technical revision. This edition includes the following significant technical changes with respect to the previous edition:

- Added FSCP 8/2;
- Added FSCP 8/2 Clause 12;
- Added content for FSCP 8/2 to Clauses 1 to 3 (scope, references, terms);
- Moved previous FSCP 8/1 to Clause 11 (demoting all old heading levels by one);
- Restructured old Clauses 4 to 10 to point to appropriate subclauses as appropriate.

The text of this standard is based on the following documents:

FDIS	Report on voting
65C/851/FDIS	65C/854/RVD

Full information on the voting for the approval of this standard can be found in the report on voting indicated in the above table.

This publication has been drafted in accordance with the ISO/IEC Directives, Part 2.

A list of all parts of the IEC 61784-3 series, published under the general title *Industrial communication networks – Profiles – Functional safety fieldbuses*, can be found on the IEC website.

The committee has decided that the contents of this publication will remain unchanged until the stability date indicated on the IEC web site under "<http://webstore.iec.ch>" in the data related to the specific publication. At this date, the publication will be

- reconfirmed,
- withdrawn,
- replaced by a revised edition, or
- amended.

IMPORTANT – The 'colour inside' logo on the cover page of this publication indicates that it contains colours which are considered to be useful for the correct understanding of its contents. Users should therefore print this document using a colour printer.

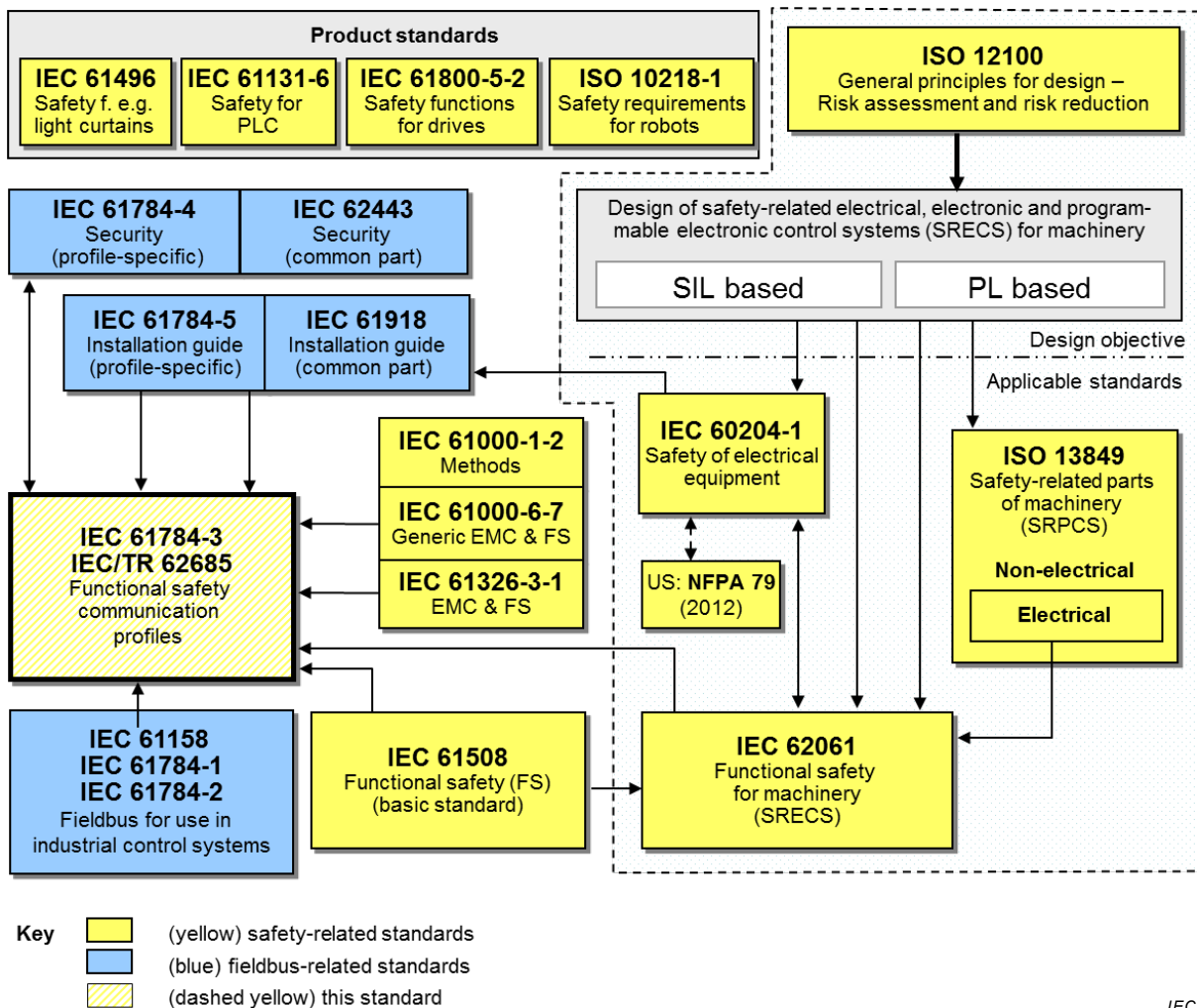
0 Introduction

0.1 General

The IEC 61158 fieldbus standard together with its companion standards IEC 61784-1 and IEC 61784-2 defines a set of communication protocols that enable distributed control of automation applications. Fieldbus technology is now considered well accepted and well proven. Thus fieldbus enhancements continue to emerge, addressing applications for areas such as real time, safety-related and security-related applications.

This standard explains the relevant principles for functional safety communications with reference to IEC 61508 series and specifies several safety communication layers (profiles and corresponding protocols) based on the communication profiles and protocol layers of IEC 61784-1, IEC 61784-2 and the IEC 61158 series. It does not cover electrical safety and intrinsic safety aspects.

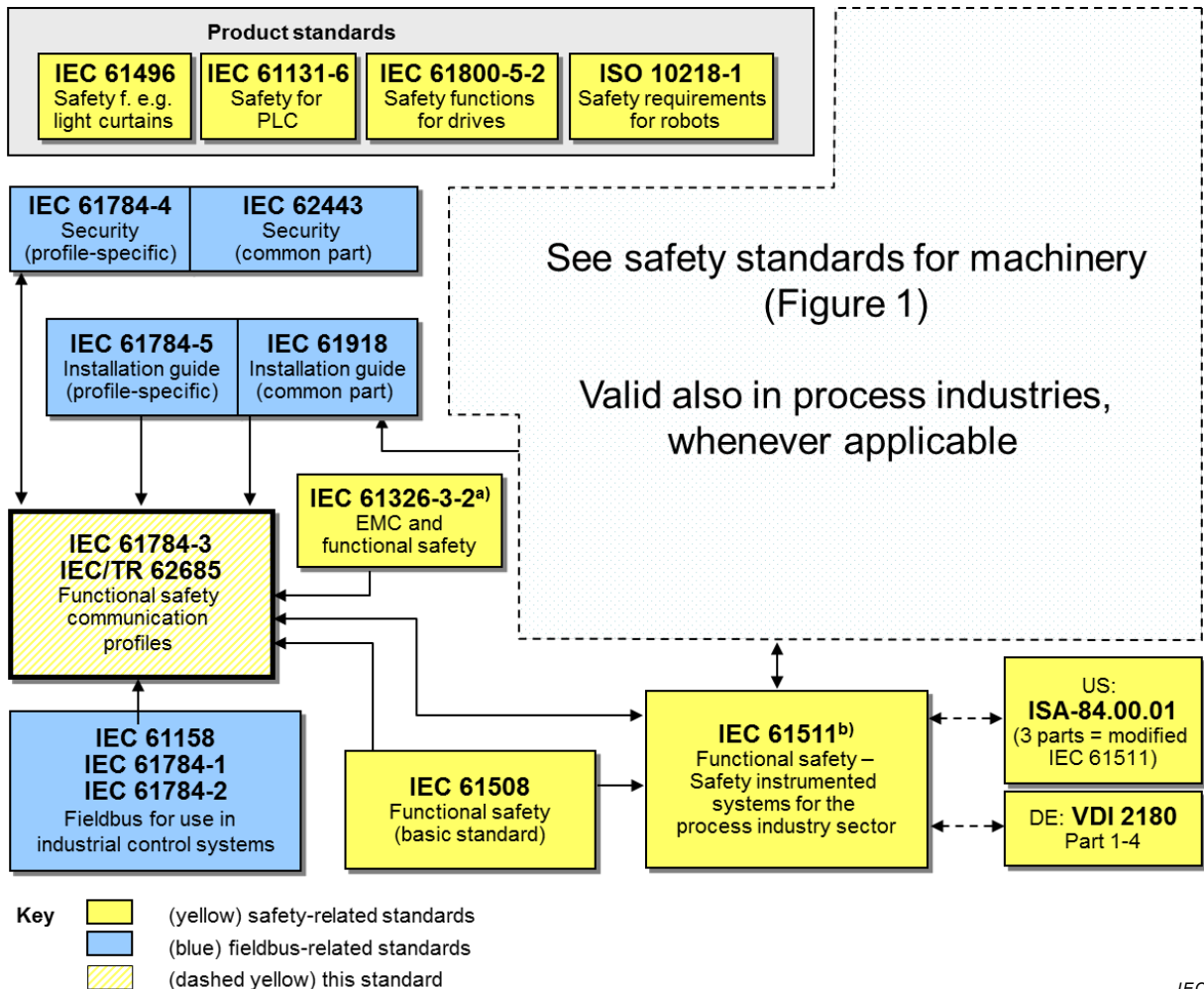
Figure 1 shows the relationships between this standard and relevant safety and fieldbus standards in a machinery environment.



NOTE Subclauses 6.7.6.4 (high complexity) and 6.7.8.1.6 (low complexity) of IEC 62061 specify the relationship between PL (Category) and SIL.

Figure 1 – Relationships of IEC 61784-3 with other standards (machinery)

Figure 2 shows the relationships between this standard and relevant safety and fieldbus standards in a process environment.



^a For specified electromagnetic environments; otherwise IEC 61326-3-1 or IEC 61000-6-7.

^b EN ratified.

Figure 2 – Relationships of IEC 61784-3 with other standards (process)

Safety communication layers which are implemented as parts of safety-related systems according to IEC 61508 series provide the necessary confidence in the transportation of messages (information) between two or more participants on a fieldbus in a safety-related system, or sufficient confidence of safe behaviour in the event of fieldbus errors or failures.

Safety communication layers specified in this standard do this in such a way that a fieldbus can be used for applications requiring functional safety up to the Safety Integrity Level (SIL) specified by its corresponding functional safety communication profile.

The resulting SIL claim of a system depends on the implementation of the selected functional safety communication profile (FSCP) within this system – implementation of a functional safety communication profile in a standard device is not sufficient to qualify it as a safety device.

This standard describes:

- basic principles for implementing the requirements of IEC 61508 series for safety-related data communications, including possible transmission faults, remedial measures and considerations affecting data integrity;

- functional safety communication profiles for several communication profile families in IEC 61784-1 and IEC 61784-2, including safety layer extensions to the communication service and protocols sections of the IEC 61158 series.

0.2 Patent declaration

The International Electrotechnical Commission (IEC) draws attention to the fact that it is claimed that compliance with this document may involve the use of a patent concerning FSCP 8/2 given in Clause 12 as follows:

JP 2012-533784 US 13/821733 DE 112010005881.4 KR 10-2013-7006469 CN 201080069108.6	[MEC]	Communication apparatus and delay detecting method
--	-------	--

IEC takes no position concerning the evidence, validity and scope of this patent right.

The holder of this patent right has assured the IEC that he/she is willing to negotiate licences either free of charge or under reasonable and non-discriminatory terms and conditions with applicants throughout the world. In this respect, the statement of the holder of this patent right is registered with IEC. Information may be obtained from:

[MEC]	Mitsubishi Electric Corporation Corporate Licensing Division 2-7-3 Marunouchi, Chiyoda-ku Tokyo 100-8310 Japan
-------	---

Attention is drawn to the possibility that some of the elements of this document may be the subject of patent rights other than those identified above. IEC shall not be held responsible for identifying any or all such patent rights.

ISO (www.iso.org/patents) and IEC (<http://patents.iec.ch>) maintain on-line data bases of patents relevant to their standards. Users are encouraged to consult the data bases for the most up-to-date information concerning patents.

INDUSTRIAL COMMUNICATION NETWORKS – PROFILES –

Part 3-8: Functional safety fieldbuses – Additional specifications for CPF 8

1 Scope

This part of the IEC 61784-3 series specifies a safety communication layer (services and protocol) based on CPF 8 of IEC 61784-1, IEC 61784-2 and IEC 61158 Type 18 and Type 23. It identifies the principles for functional safety communications defined in IEC 61784-3 that are relevant for this safety communication layer. This safety communication layer is intended for implementation in safety devices only.

NOTE 1 It does not cover electrical safety and intrinsic safety aspects. Electrical safety relates to hazards such as electrical shock. Intrinsic safety relates to hazards associated with potentially explosive atmospheres.

This part¹ defines mechanisms for the transmission of safety-relevant messages among participants within a distributed network using fieldbus technology in accordance with the requirements of IEC 61508 series² for functional safety. These mechanisms may be used in various industrial applications such as process control, manufacturing automation and machinery.

This part provides guidelines for both developers and assessors of compliant devices and systems.

NOTE 2 The resulting SIL claim of a system depends on the implementation of the selected functional safety communication profile within this system – implementation of a functional safety communication profile according to this part in a standard device is not sufficient to qualify it as a safety device.

2 Normative references

The following documents, in whole or in part, are normatively referenced in this document and are indispensable for its application. For dated references, only the edition cited applies. For undated references, the latest edition of the referenced document (including any amendments) applies.

IEC 60204-1, *Safety of machinery – Electrical equipment of machines – Part 1: General requirements*

IEC 61131-2:2007, *Programmable controllers – Part 2: Equipment requirements and tests*

IEC 61158 (all parts), *Industrial communication networks – Fieldbus specifications*

IEC 61158-2, *Industrial communication networks – Fieldbus specifications – Part 2: Physical layer specification and service definition*

IEC 61158-3-18, *Industrial communication networks – Fieldbus specifications – Part 3-18: Data-link layer service definition – Type 18 elements*

¹ In the following pages of this standard, “this part” will be used for “this part of the IEC 61784-3 series”.

² In the following pages of this standard, “IEC 61508” will be used for “IEC 61508 series”.

IEC 61158-4-18, *Industrial communication networks – Fieldbus specifications – Part 4-18: Data-link layer protocol specification – Type 18 elements*

IEC 61158-5-18, *Industrial communication networks – Fieldbus specifications – Part 5-18: Application layer service definition – Type 18 elements*

IEC 61158-5-23, *Industrial communication networks – Fieldbus specifications – Part 5-23: Application layer service definition – Type 23 elements*

IEC 61158-6-18, *Industrial communication networks – Fieldbus specifications – Part 6-18: Application layer protocol specification – Type 18 elements*

IEC 61158-6-23, *Industrial communication networks – Fieldbus specifications – Part 6-23: Application layer protocol specification – Type 23 elements*

IEC 61326-3-1, *Electrical equipment for measurement, control and laboratory use – EMC requirements – Part 3-1: Immunity requirements for safety-related systems and for equipment intended to perform safety-related functions (functional safety) – General industrial applications*

IEC 61326-3-2, *Electrical equipment for measurement, control and laboratory use – EMC requirements – Part 3-2: Immunity requirements for safety-related systems and for equipment intended to perform safety-related functions (functional safety) – Industrial applications with specified electromagnetic environment*

IEC 61508 (all parts), *Functional safety of electrical/electronic/programmable electronic safety-related systems*

IEC 61511 (all parts), *Functional safety – Safety instrumented systems for the process industry sector*

IEC 61784-1, *Industrial communication networks – Profiles – Part 1: Fieldbus profiles*

IEC 61784-2, *Industrial communication networks – Profiles – Part 2: Additional fieldbus profiles for real-time networks based on ISO/IEC 8802-3*

IEC 61784-3:—³, *Industrial communication networks – Profiles – Part 3: Functional safety fieldbuses – General rules and profile definitions*

IEC 62061, *Safety of machinery – Functional safety of safety-related electrical, electronic and programmable electronic control systems*

IEEE 802.3, *IEEE Standard for Information technology – Telecommunications and information exchange between systems – Local and metropolitan area networks – Specific requirements Part 3: Carrier Sense Multiple Access with Collision Detection (CSMA/CD) Access Method And Physical Layer Specifications*

koniec náhľadu – text ďalej pokračuje v platenej verzii STN