

STN	Zariadenia audio/video, informačných a komunikačných technológií Časť 1: Požiadavky na bezpečnosť	STN EN IEC 62368-1 36 9064
------------	--	--

Audio/video, information and communication technology equipment - Part 1: Safety requirements

Táto norma obsahuje anglickú verziu európskej normy.
This standard includes the English version of the European Standard.

Táto norma bola oznámená vo Vestníku ÚNMS SR č. 06/20

Obsahuje: EN IEC 62368-1:2020, IEC 62368-1:2018

Oznámením tejto normy sa od 06.01.2023 ruší
STN EN 60950-22 (36 9060) z augusta 2017

STN EN 60950-23 (36 9060) z decembra 2006

STN EN 62368-1 (36 9064) z februára 2015

130994



EUROPEAN STANDARD

EN IEC 62368-1

NORME EUROPÉENNE

EUROPÄISCHE NORM

March 2020

ICS 33.160.01; 35.020

Supersedes EN 60950-22:2017, EN 60950-23:2006, EN 62368-1:2014 and all of its amendments and corrigenda (if any)

English Version

**Audio/video, information and communication technology
equipment - Part 1: Safety requirements
(IEC 62368-1:2018)**

Équipements des technologies de l'audio/vidéo, de
l'information et de la communication - Partie 1: Exigences
de sécurité
(IEC 62368-1:2018)

Einrichtungen für Audio/Video-, Informations- und
Kommunikationstechnik - Teil 1: Sicherheitsanforderungen
(IEC 62368-1:2018)

This European Standard was approved by CENELEC on 2020-01-06. CENELEC members are bound to comply with the CEN/CENELEC Internal Regulations which stipulate the conditions for giving this European Standard the status of a national standard without any alteration.

Up-to-date lists and bibliographical references concerning such national standards may be obtained on application to the CEN-CENELEC Management Centre or to any CENELEC member.

This European Standard exists in three official versions (English, French, German). A version in any other language made by translation under the responsibility of a CENELEC member into its own language and notified to the CEN-CENELEC Management Centre has the same status as the official versions.

CENELEC members are the national electrotechnical committees of Austria, Belgium, Bulgaria, Croatia, Cyprus, the Czech Republic, Denmark, Estonia, Finland, France, Germany, Greece, Hungary, Iceland, Ireland, Italy, Latvia, Lithuania, Luxembourg, Malta, the Netherlands, Norway, Poland, Portugal, Republic of North Macedonia, Romania, Serbia, Slovakia, Slovenia, Spain, Sweden, Switzerland, Turkey and the United Kingdom.



European Committee for Electrotechnical Standardization
Comité Européen de Normalisation Electrotechnique
Europäisches Komitee für Elektrotechnische Normung

CEN-CENELEC Management Centre: Rue de la Science 23, B-1040 Brussels

EN IEC 62368-1:2020 (E)**European foreword**

This document (EN IEC 62368-1:2020) consists of the text of IEC 62368-1:2018 prepared by IEC/TC 108 "Safety of electronic equipment within the field of audio/video, information technology and communication technology".

The following dates are fixed:

- latest date by which this document has to be implemented at national level by publication of an identical national standard or by endorsement (dop) 2021-01-06
- latest date by which the national standards conflicting with this document have to be withdrawn (dow) 2023-01-06

This document supersedes EN 60950-22:2017, EN 60950-23:2006 and EN 62368-1:2014 and all of its amendments and corrigenda (if any).

Attention is drawn to the possibility that some of the elements of this document may be the subject of patent rights. CENELEC shall not be held responsible for identifying any or all such patent rights.

Endorsement notice

The text of the International Standard IEC 62368-1:2018 was approved by CENELEC as a European Standard without any modification.

In the official version, for Bibliography, the following notes have to be added for the standards indicated:

IEC 60204-1	NOTE	Harmonized as EN 60204-1.
IEC 60204-11	NOTE	Harmonized as EN 60204-11.
IEC 60664-1	NOTE	Harmonized as EN 60664-1.
IEC 60664-4:2005	NOTE	Harmonized as EN 60664-4:2006 (not modified).
IEC 60721-3-4	NOTE	Harmonized as EN 60721-3-4.
IEC 61140:2016	NOTE	Harmonized as EN 61140:2016 (not modified).
IEC 61439-5:2014	NOTE	Harmonized as EN 61439-5:2015 (not modified).
IEC 61587-1	NOTE	Harmonized as EN 61587-1.
IEC 61969-3	NOTE	Harmonized as EN 61969-3.
IEC 62040-1	NOTE	Harmonized as EN 62040-1.
IEC 62305-1	NOTE	Harmonized as EN 62305-1.
IEC 62368-3	NOTE	Harmonized as FprEN 62368-3:2017.
ISO 4628-3	NOTE	Harmonized as EN ISO 4628-3.
ISO 10218-1	NOTE	Harmonized as EN ISO 10218-1.
ISO 10218-2	NOTE	Harmonized as EN ISO 10218-2.
ISO 13482	NOTE	Harmonized as EN ISO 13482.
ISO 13850	NOTE	Harmonized as EN ISO 13850.

Annex ZA (normative)

Normative references to international publications with their corresponding European publications

The following documents are referred to in the text in such a way that some or all of their content constitutes requirements of this document. For dated references, only the edition cited applies. For undated references, the latest edition of the referenced document (including any amendments) applies.

NOTE 1 When an International Publication has been modified by common modifications, indicated by (mod), the relevant EN/HD applies.

NOTE 2 Up-to-date information on the latest versions of the European Standards listed in this annex is available here: www.cenelec.eu.

<u>Publication</u>	<u>Year</u>	<u>Title</u>	<u>EN/HD</u>	<u>Year</u>
IEC 60027-1	-	Letters symbols to be used in electrical technology - Part 1: General	EN 60027-1	-
IEC 60065	-	Audio, video and similar electronic apparatus - Safety requirements	EN 60065	-
IEC 60068-2-6	-	Environmental testing - Part 2-6: Tests - Test Fc: Vibration (sinusoidal)	EN 60068-2-6	-
IEC 60068-2-11	-	Basic environmental testing procedures - Part 2-11: Tests - Test Ka: Salt mist	EN 60068-2-11	-
IEC 60068-2-78	-	Environmental testing - Part 2-78: Tests - Test Cab: Damp heat, steady state	EN 60068-2-78	-
IEC 60073	-	Basic and safety principles for man-machine interface, marking and identification - Coding principles for indicators and actuators	EN 60073	-
IEC 60076-14	-	Power transformers - Part 14: Liquid-immersed power transformers using high-temperature insulation materials	EN 60076-14	-
IEC/TR 60083	-	Plugs and socket-outlets for domestic and similar general use standardized in member countries of IEC	-	-
IEC 60085	-	Electrical insulation - Thermal evaluation and designation	EN 60085	-
IEC 60086-4	-	Primary batteries - Part 4: Safety of lithium batteries	EN 60086-4	-
IEC 60086-5	-	Primary batteries - Part 5: Safety of batteries with aqueous electrolyte	EN 60086-5	-
IEC 60107-1	1997	Methods of measurement on receivers for television broadcast transmissions - Part 1: General considerations - Measurements at radio and video frequencies	EN 60107-1	1997
IEC 60112	-	Method for the determination of the proof and the comparative tracking indices of solid insulating materials	EN 60112	-
IEC 60127	series	Miniature fuses	EN 60127	series
IEC 60227-1	-	Polyvinyl chloride insulated cables of rated voltages up to and including 450/750 V - Part 1: General requirements	-	-
IEC 60227-2 + A1	1997 2003	Polyvinyl chloride insulated cables of rated voltages up to and including 450/750 V - Part 2: Test methods	-	-
IEC 60245-1	-	Rubber insulated cables - Rated voltages up to and including 450/750 V -- Part 1: General requirements	-	-

EN IEC 62368-1:2020 (E)

IEC 60296	-	Fluids for electrotechnical applications - Unused mineral insulating oils for transformers and switchgear	EN 60296	-
IEC 60309	series	Plugs, socket-outlets and couplers for industrial purposes	EN 60309	series
IEC 60317	series	Specifications for particular types of winding wires	EN 60317	series
IEC 60317-0-7	2017	Specifications for particular types of winding wires - Part 0-7: General requirements - Fully insulated (FIW) zero-defect enamelled round copper wire	EN 60317-0-7	2017
IEC 60317-43	-	Specifications for particular types of winding wires - Part 43: Aromatic polyimide tape wrapped round copper wire, class 240	EN 60317-43	-
IEC 60317-56	-	Specifications for particular types of winding wires - Part 56: Solderable fully insulated (FIW) zero-defect polyurethane enamelled round copper wire, class 180	EN 60317-56	-
IEC 60320	series	Appliance couplers for household and similar general purposes	EN 60320	series
IEC 60320-1	-	Appliance couplers for household and similar general purposes - Part 1: General requirements	EN 60320-1	-
IEC 60332-1-2	-	Tests on electric and optical fibre cables under fire conditions - Part 1-2: Test for vertical flame propagation for a single insulated wire or cable - Procedure for 1 kW pre-mixed flame	EN 60332-1-2	-
IEC 60332-1-3	-	Tests on electric and optical fibre cables under fire conditions - Part 1-3: Test for vertical flame propagation for a single insulated wire or cable - Procedure for determination of flaming droplets/particles	EN 60332-1-3	-
IEC 60332-2-2	-	Tests on electric and optical fibre cables under fire conditions - Part 2-2: Test for vertical flame propagation for a single small insulated wire or cable - Procedure for diffusion flame	EN 60332-2-2	-
IEC 60384-14	-	Fixed capacitors for use in electronic equipment - Part 14: Sectional specification - Fixed capacitors for electromagnetic interference suppression and connection to the supply mains	EN 60384-14	-
IEC 60417	Data-base	Graphical symbols for use on equipment	-	-
IEC 60529	-	Degrees of protection provided by enclosures (IP Code)	EN 60529	-
IEC 60664-1	2007	Insulation coordination for equipment within low-voltage systems - Part 1: Principles, requirements and tests	EN 60664-1	2007
IEC 60664-3	-	Insulation coordination for equipment within low-voltage systems - Part 3: Use of coating, potting or moulding for protection against pollution	EN 60664-3	-
IEC 60691	2015	Thermal-links - Requirements and application guide	EN 60691	2016

EN IEC 62368-1:2020 (E)

IEC 60695-2-11	-	Fire hazard testing - Part 2-11: Glowing/hot-wire based test methods - Glow-wire flammability test method for end-products (GWEPT)	EN 60695-2-11	-
IEC 60695-10-2	-	Fire hazard testing - Part 10-2: Abnormal heat - Ball pressure test method	EN 60695-10-2	-
IEC 60695-10-3	-	Fire hazard testing - Part 10-3: Abnormal heat - Mould stress relief distortion test	EN 60695-10-3	-
IEC 60695-11-5	2016	Fire hazard testing - Part 11-5: Test flames - Needle-flame test method - Apparatus, confirmatory test arrangement and guidance	EN 60695-11-5	2017
IEC 60695-11-10	-	Fire hazard testing - Part 11-10: Test flames - 50 W horizontal and vertical flame test methods	EN 60695-11-10	-
IEC 60695-11-20	2015	Fire hazard testing - Part 11-20: Test flames - 500 W flame test method	EN 60695-11-20	2015
IEC/TS 60695-11-21	-	Fire hazard testing - Part 11-21: Test flames - 500 W vertical flame test method for tubular polymeric materials	-	-
IEC 60728-11	2016	Cable networks for television signals, sound signals and interactive services - Part 11: Safety	EN 60728-11	2017
-	-		+ A1	2018
IEC 60730	series	Automatic electrical controls	EN 60730	series
IEC 60730-1 (mod)	2013	Automatic electrical controls - Part 1: General requirements	EN 60730-1	2016
IEC 60738-1	2006	Thermistors - Directly heated positive temperature coefficient - Part 1: Generic specification	EN 60738-1	2006
IEC 60747-5-5	2007	Semiconductor devices - Discrete devices - Part 5-5: Optoelectronic devices - Photocouplers	EN 60747-5-5	2011
+ A1	2013		+ A1	2015
IEC 60825-1	-	Safety of laser products - Part 1: Equipment classification and requirements	EN 60825-1	-
IEC 60825-2	-	Safety of laser products - Part 2: Safety of optical fibre communication systems (OFCS)	EN 60825-2	-
IEC 60825-12	-	Safety of laser products - Part 12: Safety of free space optical communication systems used for transmission of information	EN 60825-12	-
IEC 60836	-	Specifications for unused silicone insulating liquids for electrotechnical purposes	EN 60836	-
IEC 60851-3	2009	Winding wires - Test methods - Part 3: Mechanical properties	EN 60851-3	2009
+ A1	2013		+ A1	2013
IEC 60851-5	2008	Winding wires - Test methods - Part 5: Electrical properties	EN 60851-5	2008
+ A1	2011		+ A1	2011
IEC 60884-1	-	Plugs and socket-outlets for household and similar purposes -- Part 1: General requirements	-	-
IEC 60896-11	-	Stationary lead-acid batteries - Part 11: Vented types - General requirements and methods of tests	EN 60896-11	-
IEC 60896-21	2004	Stationary lead-acid batteries - Part 21: Valve regulated types - Methods of test	EN 60896-21	2004

EN IEC 62368-1:2020 (E)

IEC 60896-22	-	Stationary lead-acid batteries - Part 22: Valve regulated types - Requirements	EN 60896-22	-
IEC 60906-1	-	IEC system of plugs and socket-outlets for household and similar purposes - Part 1: Plugs and socket-outlets 16 A 250 V a.c.		-
IEC 60906-2	-	IEC system of plugs and socket-outlets for household and similar purposes - Part 2: Plugs and socket-outlets 15 A 125 V a.c. and 20 A 125 V a.c.		-
IEC 60947-1	-	Low-voltage switchgear and controlgear - Part 1: General rules	EN 60947-1	-
IEC 60947-5-5	-	Low-voltage switchgear and controlgear - Part 5-5: Control circuit devices and switching elements - Electrical emergency stop device with mechanical latching function	EN 60947-5-5	-
IEC 60950-1	-	Information technology equipment - Safety - Part 1: General requirements	EN 60950-1	-
IEC 60990	2016	Methods of measurement of touch current and protective conductor current	EN 60990	2016
IEC 60998-1	-	Connecting devices for low-voltage circuits for household and similar purposes - Part 1: General requirements	EN 60998-1	-
IEC 60999-1	-	Connecting devices - Electrical copper conductors - Safety requirements for screw-type and screwless-type clamping units - Part 1: General requirements and particular requirements for clamping units for conductors from 0,2 mm ² up to 35 mm ² (included)	EN 60999-1	-
IEC 60999-2	-	Connecting devices - Electrical copper conductors - Safety requirements for screw-type and screwless-type clamping units - Part 2: Particular requirements for clamping units for conductors above 35 mm ² up to 300 mm ² (included)	EN 60999-2	-
IEC 61039	-	Classification of insulating liquids	EN 61039	-
IEC 61051-1	-	Varistors for use in electronic equipment - Part 1: Generic specification	-	-
IEC 61051-2 +A1	1991 2009	Varistors for use in electronic equipment - Part 2: Sectional specification for surge suppression varistors	-	-
IEC 61056-1	-	General purpose lead-acid batteries (valve-regulated types) - Part 1: General requirements, functional characteristics - Methods of test	EN 61056-1	-
IEC 61056-2	-	General purpose lead-acid batteries (valve-regulated types) - Part 2: Dimensions, terminals and marking	EN 61056-2	-
IEC 61058-1	2016	Switches for appliances - Part 1: General requirements	EN IEC 61058-1	2018
IEC 61099	-	Insulating liquids - Specifications for unused synthetic organic esters for electrical purposes	EN 61099	-
IEC 61204-7	-	Low-voltage switch mode power supplies - Part 7: Safety requirements	EN IEC 61204-7	-
IEC 61293	-	Marking of electrical equipment with ratings related to electrical supply - Safety requirements	EN 61293	-

EN IEC 62368-1:2020 (E)

IEC 61427	series	Secondary cells and batteries for renewable energy storage - General requirements and methods of test	EN 61427	series
IEC/TS 61430	-	Secondary cells and batteries - Test methods for checking the performance of devices designed for reducing explosion hazards - Lead-acid starter batteries	-	-
IEC 61434	-	Secondary cells and batteries containing alkaline or other non-acid electrolytes - Guide to designation of current in alkaline secondary cell and battery standards	EN 61434	-
IEC 61558-1	2017	Safety of transformers, reactors, power supply units and combinations thereof - Part 1: General requirements and tests	FprEN 61558-1	2017
IEC 61558-2-16	-	Safety of transformers, reactors, power supply units and similar products for supply voltages up to 1 100 V - Part 2-16: Particular requirements and tests for switch mode power supply units and transformers for switch mode power supply units	EN 61558-2-16	-
IEC 61643-11 (mod)	2011	Low-voltage surge protective devices - Part 11: Surge protective devices connected to low-voltage power systems - Requirements and test methods	EN 61643-11	2012
-	-		+ A11	2018
IEC 61643-331	2017	Components for low-voltage surge protection - Part 331: Performance requirements and test methods for metal oxide varistors (MOV)	EN IEC 61643-331	2018
IEC 61810-1	2015	Electromechanical elementary relays - Part 1: General and safety requirements	EN 61810-1	2015
IEC 61959	-	Secondary cells and batteries containing alkaline or other non-acid electrolytes - Mechanical tests for sealed portable secondary cells and batteries	EN 61959	-
IEC 61965	-	Mechanical safety of cathode ray tubes	EN 61965	-
IEC 61984	-	Connectors - Safety requirements and tests	EN 61984	-
IEC 62133	series	Secondary cells and batteries containing alkaline or other non-acid electrolytes - Safety requirements for portable sealed secondary cells, and for batteries made from them, for use in portable applications	EN 62133	series
IEC 62133-1	-	Secondary cells and batteries containing alkaline or other non-acid electrolytes - Safety requirements for portable sealed secondary cells, and for batteries made from them, for use in portable applications - Part 1: Nickel systems	EN 62133-1	-
IEC 62133-2	-	Secondary cells and batteries containing alkaline or other non-acid electrolytes - Safety requirements for portable sealed secondary lithium cells, and for batteries made from them, for use in portable applications - Part 2: Lithium systems	EN 62133-2	-
IEC 62281	-	Safety of primary and secondary lithium cells and batteries during transport	EN 62281	-

EN IEC 62368-1:2020 (E)

IEC/TS 62332-1	-	Electrical insulation systems (EIS) - Thermal evaluation of combined liquid and solid components - Part 1: General requirements	-	-
IEC 62440	2008	Electric cables with a rated voltage not exceeding 450/750 V - Guide to use	-	-
IEC 62471 (mod)	2006	Photobiological safety of lamps and lamp systems	EN 62471	2008
IEC 62471-5	2015	Photobiological safety of lamps and lamp systems - Part 5: Image projectors	EN 62471-5	2015
IEC 62485-2	-	Safety requirements for secondary batteries and battery installations - Part 2: Stationary batteries	EN IEC 62485-2	-
IEC 62619	-	Secondary cells and batteries containing alkaline or other non-acid electrolytes - Safety requirements for secondary lithium cells and batteries, for use in industrial applications	EN 62619	-
ISO 37	-	Rubber, vulcanized or thermoplastic - Determination of tensile stress-strain properties	-	-
ISO 178	-	Plastics - Determination of flexural properties	EN ISO 178	-
ISO 179-1	-	Plastics - Determination of Charpy impact properties - Part 1: Non-instrumented impact test	EN ISO 179-1	-
ISO 180	-	Plastics - Determination of Izod impact strength	EN ISO 180	-
ISO 306	-	Plastics - Thermoplastic materials - Determination of Vicat softening temperature (VST)	EN ISO 306	-
ISO 527	series	Plastics - Determination of tensile properties	EN ISO 527	series
ISO 871	-	Plastics - Determination of ignition temperature using a hot-air furnace	-	-
ISO 1798	-	Flexible cellular polymeric materials - Determination of tensile strength and elongation at break	EN ISO 1798	-
ISO 1817	2015	Rubber, vulcanized or thermoplastic - Determination of the effect of liquids	-	-
ISO 2719	-	Determination of flash point - Pensky-Martens closed cup method	EN ISO 2719	-
ISO 3231	-	Paints and varnishes - Determination of resistance to humid atmospheres containing sulfur dioxide	EN ISO 3231	-
ISO 3679	-	Determination of flash no-flash and flash point - Rapid equilibrium closed cup method	EN ISO 3679	-
ISO 3864	series	Graphical symbols - Safety colours and safety signs	-	-
ISO 3864-2	-	Graphical symbols - Safety colours and safety signs - Part 2: Design principles for product safety labels	-	-
ISO 4892-1	-	Plastics - Methods of exposure to laboratory light sources - Part 1: General guidance	EN ISO 4892-1	-
ISO 4892-2	-	Plastics - Methods of exposure to laboratory light sources - Part 2: Xenon-arc lamps	EN ISO 4892-2	-

EN IEC 62368-1:2020 (E)

ISO 4892-4	-	Plastics - Methods of exposure to laboratory light sources - Part 4: Open-flame carbon-arc lamps	-	-
ISO 7000	-	Graphical symbols for use on equipment - Registered symbols	-	-
ISO 7010	-	Graphical symbols - Safety colours and safety signs - Registered safety signs	EN ISO 7010	-
ISO 8256	-	Plastics - Determination of tensile-impact strength	EN ISO 8256	-
ISO 9772	-	Cellular plastics -- Determination of horizontal burning characteristics of small specimens subjected to a small flame	-	-
ISO 9773	-	Plastics - Determination of burning behaviour of thin flexible vertical specimens in contact with a small-flame ignition source	EN ISO 9773	-
ISO 14993	-	Corrosion of metals and alloys - Accelerated testing involving cyclic exposure to salt mist, dry and wet conditions	-	-
ISO 21207	-	Corrosion tests in artificial atmospheres - Accelerated corrosion tests involving alternate exposure to corrosion-promoting gases, neutral salt-spray and drying	-	-
ASTM D3574	-	Standard Test Methods for Flexible Cellular Materials - Slab, Bonded, and Molded Urethane Foams	-	-
ASTM D412	-	Standard Test Methods for Vulcanized Rubber and Thermoplastic Elastomers - Tension	-	-
ASTM 471-98	-	Standard Test Method for Rubber Property - Effect of Liquids	-	-
-	-	Sound system equipment: Headphones and earphones associated with portable audio equipment - Maximum sound pressure level measurement methodology and limit considerations - Part 1: General method for "one package equipment"	EN 50332-1	2013
-	-	Sound system equipment: Headphones and earphones associated with portable audio equipment - Maximum sound pressure level measurement methodology and limit considerations - Part 2: Matching of sets with headphones if either or both are offered separately	EN 50332-2	-
-	-	Sound system equipment: Headphones and earphones associated with personal music players - maximum sound pressure level measurement methodology - Part 3: Measurement method for sound dose management	EN 50332-3	-



IEC 62368-1

Edition 3.0 2018-10

INTERNATIONAL STANDARD

NORME INTERNATIONALE



**Audio/video, information and communication technology equipment –
Part 1: Safety requirements**

**Équipements des technologies de l'audio/vidéo, de l'information et de la
communication –
Partie 1: Exigences de sécurité**





THIS PUBLICATION IS COPYRIGHT PROTECTED
Copyright © 2018 IEC, Geneva, Switzerland

All rights reserved. Unless otherwise specified, no part of this publication may be reproduced or utilized in any form or by any means, electronic or mechanical, including photocopying and microfilm, without permission in writing from either IEC or IEC's member National Committee in the country of the requester. If you have any questions about IEC copyright or have an enquiry about obtaining additional rights to this publication, please contact the address below or your local IEC member National Committee for further information.

Droits de reproduction réservés. Sauf indication contraire, aucune partie de cette publication ne peut être reproduite ni utilisée sous quelque forme que ce soit et par aucun procédé, électronique ou mécanique, y compris la photocopie et les microfilms, sans l'accord écrit de l'IEC ou du Comité national de l'IEC du pays du demandeur. Si vous avez des questions sur le copyright de l'IEC ou si vous désirez obtenir des droits supplémentaires sur cette publication, utilisez les coordonnées ci-après ou contactez le Comité national de l'IEC de votre pays de résidence.

IEC Central Office
 3, rue de Varembe
 CH-1211 Geneva 20
 Switzerland

Tel.: +41 22 919 02 11
info@iec.ch
www.iec.ch

About the IEC

The International Electrotechnical Commission (IEC) is the leading global organization that prepares and publishes International Standards for all electrical, electronic and related technologies.

About IEC publications

The technical content of IEC publications is kept under constant review by the IEC. Please make sure that you have the latest edition, a corrigenda or an amendment might have been published.

IEC Catalogue - webstore.iec.ch/catalogue

The stand-alone application for consulting the entire bibliographical information on IEC International Standards, Technical Specifications, Technical Reports and other documents. Available for PC, Mac OS, Android Tablets and iPad.

IEC publications search - webstore.iec.ch/advsearchform

The advanced search enables to find IEC publications by a variety of criteria (reference number, text, technical committee,...). It also gives information on projects, replaced and withdrawn publications.

IEC Just Published - webstore.iec.ch/justpublished

Stay up to date on all new IEC publications. Just Published details all new publications released. Available online and also once a month by email.

Electropedia - www.electropedia.org

The world's leading online dictionary of electronic and electrical terms containing 21 000 terms and definitions in English and French, with equivalent terms in 16 additional languages. Also known as the International Electrotechnical Vocabulary (IEV) online.

IEC Glossary - std.iec.ch/glossary

67 000 electrotechnical terminology entries in English and French extracted from the Terms and Definitions clause of IEC publications issued since 2002. Some entries have been collected from earlier publications of IEC TC 37, 77, 86 and CISPR.

IEC Customer Service Centre - webstore.iec.ch/csc

If you wish to give us your feedback on this publication or need further assistance, please contact the Customer Service Centre: sales@iec.ch.

A propos de l'IEC

La Commission Electrotechnique Internationale (IEC) est la première organisation mondiale qui élabore et publie des Normes internationales pour tout ce qui a trait à l'électricité, à l'électronique et aux technologies apparentées.

A propos des publications IEC

Le contenu technique des publications IEC est constamment revu. Veuillez vous assurer que vous possédez l'édition la plus récente, un corrigendum ou amendement peut avoir été publié.

Catalogue IEC - webstore.iec.ch/catalogue

Application autonome pour consulter tous les renseignements bibliographiques sur les Normes internationales, Spécifications techniques, Rapports techniques et autres documents de l'IEC. Disponible pour PC, Mac OS, tablettes Android et iPad.

Recherche de publications IEC - webstore.iec.ch/advsearchform

La recherche avancée permet de trouver des publications IEC en utilisant différents critères (numéro de référence, texte, comité d'études,...). Elle donne aussi des informations sur les projets et les publications remplacées ou retirées.

IEC Just Published - webstore.iec.ch/justpublished

Restez informé sur les nouvelles publications IEC. Just Published détaille les nouvelles publications parues. Disponible en ligne et aussi une fois par mois par email.

Electropedia - www.electropedia.org

Le premier dictionnaire en ligne de termes électroniques et électriques. Il contient 21 000 termes et définitions en anglais et en français, ainsi que les termes équivalents dans 16 langues additionnelles. Egalement appelé Vocabulaire Electrotechnique International (IEV) en ligne.

Glossaire IEC - std.iec.ch/glossary

67 000 entrées terminologiques électrotechniques, en anglais et en français, extraites des articles Termes et Définitions des publications IEC parues depuis 2002. Plus certaines entrées antérieures extraites des publications des CE 37, 77, 86 et CISPR de l'IEC.

Service Clients - webstore.iec.ch/csc

Si vous désirez nous donner des commentaires sur cette publication ou si vous avez des questions contactez-nous: sales@iec.ch.



IEC 62368-1

Edition 3.0 2018-10

INTERNATIONAL STANDARD

NORME INTERNATIONALE



**Audio/video, information and communication technology equipment –
Part 1: Safety requirements**

**Équipements des technologies de l'audio/vidéo, de l'information et de la
communication –
Partie 1: Exigences de sécurité**

INTERNATIONAL
ELECTROTECHNICAL
COMMISSION

COMMISSION
ELECTROTECHNIQUE
INTERNATIONALE

ICS 33.160.01; 35.020

ISBN 978-2-8322-5977-1

**Warning! Make sure that you obtained this publication from an authorized distributor.
Attention! Veuillez vous assurer que vous avez obtenu cette publication via un distributeur agréé.**

CONTENTS

FOREWORD.....	20
INTRODUCTION.....	23
0 Principles of this product safety standard	23
0.1 Objective	23
0.2 Persons	23
0.2.1 General	23
0.2.2 Ordinary person	23
0.2.3 Instructed person	23
0.2.4 Skilled person	23
0.3 Model for pain and injury	24
0.4 Energy sources	24
0.5 Safeguards	25
0.5.1 General	25
0.5.2 Equipment safeguard	26
0.5.3 Installation safeguard.....	26
0.5.4 Personal safeguard.....	26
0.5.5 Behavioural safeguards.....	27
0.5.6 Safeguards during ordinary or instructed person service conditions.....	28
0.5.7 Equipment safeguards during skilled person service conditions.....	28
0.5.8 Examples of safeguard characteristics.....	28
0.6 Electrically-caused pain or injury (electric shock)	29
0.6.1 Models for electrically-caused pain or injury.....	29
0.6.2 Models for protection against electrically-caused pain or injury	30
0.7 Electrically-caused fire	31
0.7.1 Models for electrically-caused fire	31
0.7.2 Models for protection against electrically-caused fire	31
0.8 Injury caused by hazardous substances.....	32
0.9 Mechanically-caused injury.....	32
0.10 Thermally-caused injury (skin burn)	33
0.10.1 Models for thermally-caused injury	33
0.10.2 Models for protection against thermally-caused pain or injury.....	34
0.11 Radiation-caused injury.....	35
1 Scope.....	36
2 Normative references.....	37
3 Terms, definitions and abbreviated terms	44
3.1 Energy source abbreviations	44
3.2 Other abbreviations	45
3.3 Terms and definitions	46
3.3.1 Circuit terms	49
3.3.2 Enclosure terms	49
3.3.3 Equipment terms	50
3.3.4 Flammability terms	51
3.3.5 Electrical insulation.....	53
3.3.6 Miscellaneous	53
3.3.7 Operating and fault conditions	55
3.3.8 Persons	56

3.3.9	Potential ignition sources	57
3.3.10	Ratings	57
3.3.11	Safeguards	58
3.3.12	Spacings.....	60
3.3.13	Temperature controls	60
3.3.14	Voltages and currents	60
3.3.15	Classes of equipment with respect to protection from electric shock.....	61
3.3.16	Chemical terms	62
3.3.17	Batteries	62
3.3.18	FIW terms.....	63
3.3.19	Sound exposure	63
4	General requirements	64
4.1	General.....	64
4.1.1	Application of requirements and acceptance of materials, components and subassemblies	64
4.1.2	Use of components	65
4.1.3	Equipment design and construction	65
4.1.4	Equipment installation.....	65
4.1.5	Constructions and components not specifically covered	66
4.1.6	Orientation during transport and use.....	66
4.1.7	Choice of criteria.....	66
4.1.8	Liquids and liquid filled components (LFC).....	66
4.1.9	Electrical measuring instruments	67
4.1.10	Temperature measurements.....	67
4.1.11	Steady state conditions	67
4.1.12	Hierarchy of safeguards	67
4.1.13	Examples mentioned in this document.....	67
4.1.14	Tests on parts or samples separate from the end-product	67
4.1.15	Markings and instructions.....	67
4.2	Energy source classifications	68
4.2.1	Class 1 energy source.....	68
4.2.2	Class 2 energy source.....	68
4.2.3	Class 3 energy source.....	68
4.2.4	Energy source classification by declaration.....	68
4.3	Protection against energy sources.....	68
4.3.1	General	68
4.3.2	Safeguards for protection of an ordinary person.....	68
4.3.3	Safeguards for protection of an instructed person	70
4.3.4	Safeguards for protection of a skilled person	71
4.3.5	Safeguards in a restricted access area	72
4.4	Safeguards	72
4.4.1	Equivalent materials or components	72
4.4.2	Composition of a safeguard.....	72
4.4.3	Safeguard robustness	72
4.4.4	Displacement of a safeguard by an insulating liquid	74
4.4.5	Safety interlocks	75
4.5	Explosion.....	75
4.5.1	General	75
4.5.2	Requirements	75

4.6	Fixing of conductors	76
4.6.1	Requirements	76
4.6.2	Compliance criteria	76
4.7	Equipment for direct insertion into mains socket-outlets	76
4.7.1	General	76
4.7.2	Requirements	76
4.7.3	Compliance criteria	76
4.8	Equipment containing coin / button cell batteries	77
4.8.1	General	77
4.8.2	Instructional safeguard	77
4.8.3	Construction	77
4.8.4	Tests	77
4.8.5	Compliance criteria	78
4.9	Likelihood of fire or shock due to entry of conductive objects	79
4.10	Components requirements	79
4.10.1	Disconnect device	79
4.10.2	Switches and relays	79
5	Electrically-caused injury	79
5.1	General	79
5.2	Classification and limits of electrical energy sources	80
5.2.1	Electrical energy source classifications	80
5.2.2	Electrical energy source ES1 and ES2 limits	80
5.3	Protection against electrical energy sources	86
5.3.1	General	86
5.3.2	Accessibility to electrical energy sources and safeguards	86
5.4	Insulation materials and requirements	89
5.4.1	General	89
5.4.2	Clearances	94
5.4.3	Creepage distances	104
5.4.4	Solid insulation	108
5.4.5	Antenna terminal insulation	117
5.4.6	Insulation of internal wire as a part of a supplementary safeguard	117
5.4.7	Tests for semiconductor components and for cemented joints	118
5.4.8	Humidity conditioning	118
5.4.9	Electric strength test	119
5.4.10	Safeguards against transient voltages from external circuits	122
5.4.11	Separation between external circuits and earth	124
5.4.12	Insulating liquid	125
5.5	Components as safeguards	126
5.5.1	General	126
5.5.2	Capacitors and RC units	126
5.5.3	Transformers	127
5.5.4	Optocouplers	127
5.5.5	Relays	127
5.5.6	Resistors	128
5.5.7	SPDs	128
5.5.8	Insulation between the mains and an external circuit consisting of a coaxial cable	129
5.5.9	Safeguards for socket-outlets in outdoor equipment	129

5.6	Protective conductor	130
5.6.1	General	130
5.6.2	Requirements for protective conductors	130
5.6.3	Requirements for protective earthing conductors	131
5.6.4	Requirements for protective bonding conductors	131
5.6.5	Terminals for protective conductors	134
5.6.6	Resistance of the protective bonding system	135
5.6.7	Reliable connection of a protective earthing conductor	137
5.6.8	Functional earthing	137
5.7	Prospective touch voltage, touch current and protective conductor current	137
5.7.1	General	137
5.7.2	Measuring devices and networks	138
5.7.3	Equipment set-up, supply connections and earth connections	138
5.7.4	Unearthed accessible parts	138
5.7.5	Earthed accessible conductive parts	139
5.7.6	Requirements when touch current exceeds ES2 limits	139
5.7.7	Prospective touch voltage and touch current associated with external circuits	139
5.7.8	Summation of touch currents from external circuits	141
5.8	Backfeed safeguard in battery backed up supplies	143
6	Electrically-caused fire	143
6.1	General	143
6.2	Classification of power sources (PS) and potential ignition sources (PIS)	143
6.2.1	General	143
6.2.2	Power source circuit classifications	144
6.2.3	Classification of potential ignition sources	147
6.3	Safeguards against fire under normal operating conditions and abnormal operating conditions	148
6.3.1	Requirements	148
6.3.2	Compliance criteria	149
6.4	Safeguards against fire under single fault conditions	149
6.4.1	General	149
6.4.2	Reduction of the likelihood of ignition under single fault conditions in PS1 circuits	149
6.4.3	Reduction of the likelihood of ignition under single fault conditions in PS2 circuits and PS3 circuits	149
6.4.4	Control of fire spread in PS1 circuits	151
6.4.5	Control of fire spread in PS2 circuits	151
6.4.6	Control of fire spread in a PS3 circuit	152
6.4.7	Separation of combustible materials from a PIS	152
6.4.8	Fire enclosures and fire barriers	155
6.4.9	Flammability of an insulating liquid	160
6.5	Internal and external wiring	161
6.5.1	General requirements	161
6.5.2	Requirements for interconnection to building wiring.	161
6.5.3	Internal wiring for socket-outlets	161
6.6	Safeguards against fire due to the connection of additional equipment	162
7	Injury caused by hazardous substances	162
7.1	General	162
7.2	Reduction of exposure to hazardous substances	162

7.3	Ozone exposure	162
7.4	Use of personal safeguards or personal protective equipment (PPE)	162
7.5	Use of instructional safeguards and instructions	163
7.6	Batteries and their protection circuits	163
8	Mechanically-caused injury	163
8.1	General	163
8.2	Mechanical energy source classifications	163
8.2.1	General classification	163
8.2.2	MS1	165
8.2.3	MS2	166
8.2.4	MS3	166
8.3	Safeguards against mechanical energy sources	166
8.4	Safeguards against parts with sharp edges and corners	166
8.4.1	Requirements	166
8.4.2	Compliance criteria	166
8.5	Safeguards against moving parts	167
8.5.1	Requirements	167
8.5.2	Instructional safeguard requirements	168
8.5.3	Compliance criteria	168
8.5.4	Special categories of equipment containing moving parts	168
8.5.5	High pressure lamps	173
8.6	Stability of equipment	174
8.6.1	Requirements	174
8.6.2	Static stability	176
8.6.3	Relocation stability	177
8.6.4	Glass slide test	178
8.6.5	Horizontal force test and compliance criteria	178
8.7	Equipment mounted to a wall, ceiling or other structure	178
8.7.1	Requirements	178
8.7.2	Test methods	178
8.7.3	Compliance criteria	180
8.8	Handle strength	180
8.8.1	General	180
8.8.2	Test method	180
8.9	Wheels or casters attachment requirements	181
8.9.1	General	181
8.9.2	Test method	181
8.10	Carts, stands, and similar carriers	181
8.10.1	General	181
8.10.2	Marking and instructions	181
8.10.3	Cart, stand or carrier loading test and compliance criteria	182
8.10.4	Cart, stand or carrier impact test	183
8.10.5	Mechanical stability	183
8.10.6	Thermoplastic temperature stability	183
8.11	Mounting means for slide-rail mounted equipment (SRME)	183
8.11.1	General	183
8.11.2	Requirements	184
8.11.3	Mechanical strength test	184
8.11.4	Compliance criteria	185

8.12	Telescoping or rod antennas	185
9	Thermal burn injury.....	185
9.1	General.....	185
9.2	Thermal energy source classifications	186
9.2.1	TS1	186
9.2.2	TS2	186
9.2.3	TS3	186
9.3	Touch temperature limits	186
9.3.1	Requirements	186
9.3.2	Test method and compliance criteria	186
9.4	Safeguards against thermal energy sources.....	187
9.5	Requirements for safeguards.....	188
9.5.1	Equipment safeguard	188
9.5.2	Instructional safeguard.....	188
9.6	Requirements for wireless power transmitters	188
9.6.1	General	188
9.6.2	Specification of the foreign objects	189
9.6.3	Test method and compliance criteria	191
10	Radiation.....	192
10.1	General.....	192
10.2	Radiation energy source classifications	192
10.2.1	General classification	192
10.2.2	RS1	193
10.2.3	RS2	194
10.2.4	RS3	194
10.3	Safeguards against laser radiation.....	194
10.4	Safeguards against optical radiation from lamps and lamp systems (including LED types).....	194
10.4.1	General requirements.....	194
10.4.2	Requirements for enclosures	196
10.4.3	Instructional safeguard.....	196
10.4.4	Compliance criteria	198
10.5	Safeguards against X-radiation.....	198
10.5.1	Requirements	198
10.5.2	Compliance criteria	198
10.5.3	Test method.....	198
10.6	Safeguards against acoustic energy sources	199
10.6.1	General	199
10.6.2	Classification	200
10.6.3	Requirements for dose-based systems	201
10.6.4	Measurement methods	201
10.6.5	Protection of persons	202
10.6.6	Requirements for listening devices (headphones, earphones, etc.).....	202
Annex A (informative)	Examples of equipment within the scope of this document	204
Annex B (normative)	Normal operating condition tests, abnormal operating condition tests and single fault condition tests.....	205
B.1	General.....	205
B.1.1	Test applicability	205
B.1.2	Type of test.....	205

B.1.3	Test samples	205
B.1.4	Compliance by inspection of relevant data	205
B.1.5	Temperature measurement conditions	205
B.2	Normal operating conditions	206
B.2.1	General	206
B.2.2	Supply frequency	206
B.2.3	Supply voltage	206
B.2.4	Normal operating voltages.....	206
B.2.5	Input test	207
B.2.6	Operating temperature measurement conditions	208
B.2.7	Battery charging and discharging under normal operating conditions	208
B.3	Simulated abnormal operating conditions.....	208
B.3.1	General	208
B.3.2	Covering of ventilation openings.....	209
B.3.3	DC mains polarity test.....	210
B.3.4	Setting of voltage selector	210
B.3.5	Maximum load at output terminals	210
B.3.6	Reverse battery polarity	210
B.3.7	Audio amplifier abnormal operating conditions	210
B.3.8	Compliance criteria during and after abnormal operating conditions	210
B.4	Simulated single fault conditions.....	210
B.4.1	General	210
B.4.2	Temperature controlling device.....	211
B.4.3	Motor tests.....	211
B.4.4	Functional insulation	211
B.4.5	Short-circuit and interruption of electrodes in tubes and semiconductors	212
B.4.6	Short-circuit or disconnection of passive components	212
B.4.7	Continuous operation of components.....	212
B.4.8	Compliance criteria during and after single fault conditions	213
B.4.9	Battery charging and discharging under single fault conditions.....	213
Annex C (normative)	UV radiation	214
C.1	Protection of materials in equipment from UV radiation	214
C.1.1	General	214
C.1.2	Requirements	214
C.1.3	Test method and compliance criteria	214
C.2	UV light conditioning test.....	215
C.2.1	Test apparatus.....	215
C.2.2	Mounting of test samples.....	215
C.2.3	Carbon-arc light-exposure test	215
C.2.4	Xenon-arc light-exposure test.....	215
Annex D (normative)	Test generators	216
D.1	Impulse test generators	216
D.2	Antenna interface test generator.....	216
D.3	Electronic pulse generator.....	217
Annex E (normative)	Test conditions for equipment containing audio amplifiers.....	218
E.1	Electrical energy source classification for audio signals	218
E.2	Audio amplifier normal operating conditions	218
E.3	Audio amplifier abnormal operating conditions	219
Annex F (normative)	Equipment markings, instructions, and instructional safeguards	220

F.1	General.....	220
F.2	Letter symbols and graphical symbols	220
F.2.1	Letter symbols	220
F.2.2	Graphical symbols	220
F.2.3	Compliance criteria	220
F.3	Equipment markings.....	220
F.3.1	Equipment marking locations.....	220
F.3.2	Equipment identification markings	221
F.3.3	Equipment rating markings	221
F.3.4	Voltage setting device	223
F.3.5	Markings on terminals and operating devices.....	223
F.3.6	Equipment markings related to equipment classification	225
F.3.7	Equipment IP rating marking	225
F.3.8	External power supply output marking	226
F.3.9	Durability, legibility and permanence of markings.....	226
F.3.10	Test for the permanence of markings.....	226
F.4	Instructions	226
F.5	Instructional safeguards	227
Annex G (normative)	Components.....	230
G.1	Switches	230
G.1.1	General	230
G.1.2	Requirements	230
G.1.3	Test method and compliance criteria	231
G.2	Relays	231
G.2.1	Requirements	231
G.2.2	Overload test	232
G.2.3	Relay controlling connectors supplying power to other equipment	232
G.2.4	Test method and compliance criteria	232
G.3	Protective devices	232
G.3.1	Thermal cut-offs.....	232
G.3.2	Thermal links	233
G.3.3	PTC thermistors	234
G.3.4	Overcurrent protective devices	235
G.3.5	Safeguard components not mentioned in G.3.1 to G.3.4.....	235
G.4	Connectors	235
G.4.1	Clearance and creepage distance requirements.....	235
G.4.2	Mains connectors	235
G.4.3	Connectors other than mains connectors	236
G.5	Wound components.....	236
G.5.1	Wire insulation in wound components	236
G.5.2	Endurance test.....	236
G.5.3	Transformers	238
G.5.4	Motors	246
G.6	Wire insulation	250
G.6.1	General	250
G.6.2	Enamelled winding wire insulation	251
G.7	Mains supply cords	251
G.7.1	General	251
G.7.2	Cross sectional area	252

G.7.3	Cord anchorages and strain relief for non-detachable power supply cords	254
G.7.4	Cord entry.....	255
G.7.5	Non-detachable cord bend protection	255
G.7.6	Supply wiring space	256
G.8	Varistors	257
G.8.1	General	257
G.8.2	Safeguards against fire	258
G.9	Integrated circuit (IC) current limiters.....	260
G.9.1	Requirements	260
G.9.2	Test program	260
G.9.3	Compliance criteria	261
G.10	Resistors	261
G.10.1	General	261
G.10.2	Conditioning	261
G.10.3	Resistor test	262
G.10.4	Voltage surge test.....	262
G.10.5	Impulse test.....	262
G.10.6	Overload test.....	262
G.11	Capacitors and RC units.....	262
G.11.1	General	262
G.11.2	Conditioning of capacitors and RC units	262
G.11.3	Rules for selecting capacitors.....	263
G.12	Optocouplers	263
G.13	Printed boards	264
G.13.1	General	264
G.13.2	Uncoated printed boards	264
G.13.3	Coated printed boards.....	264
G.13.4	Insulation between conductors on the same inner surface	265
G.13.5	Insulation between conductors on different surfaces	266
G.13.6	Tests on coated printed boards	266
G.14	Coatings on component terminals.....	268
G.14.1	Requirements	268
G.14.2	Test method and compliance criteria	268
G.15	Pressurized liquid filled components	269
G.15.1	Requirements	269
G.15.2	Test methods and compliance criteria.....	269
G.15.3	Compliance criteria	270
G.16	IC that includes a capacitor discharge function (ICX)	270
G.16.1	Requirements	270
G.16.2	Tests	270
G.16.3	Compliance criteria	271
Annex H (normative)	Criteria for telephone ringing signals.....	272
H.1	General.....	272
H.2	Method A	272
H.3	Method B	275
H.3.1	Ringing signal	275
H.3.2	Tripping device and monitoring voltage.....	275

Annex I (informative) Overvoltage categories (see IEC 60364-4-44).....	277
Annex J (normative) Insulated winding wires for use without interleaved insulation.....	278
J.1 General.....	278
J.2 Type tests.....	278
J.2.1 General.....	278
J.2.2 Electric strength.....	278
J.2.3 Flexibility and adherence.....	279
J.2.4 Heat shock.....	279
J.2.5 Retention of electric strength after bending.....	280
J.3 Testing during manufacturing.....	280
J.3.1 General.....	280
J.3.2 Spark test.....	280
J.3.3 Sampling test.....	280
Annex K (normative) Safety interlocks.....	281
K.1 General.....	281
K.1.1 General requirements.....	281
K.1.2 Test method and compliance criteria.....	281
K.2 Components of the safety interlock safeguard mechanism.....	281
K.3 Inadvertent change of operating mode.....	282
K.4 Interlock safeguard override.....	282
K.5 Fail-safe.....	282
K.5.1 Requirement.....	282
K.5.2 Test method and compliance criteria.....	282
K.6 Mechanically operated safety interlocks.....	283
K.6.1 Endurance requirement.....	283
K.6.2 Test method and compliance criteria.....	283
K.7 Interlock circuit isolation.....	283
K.7.1 Separation distances for contact gaps and interlock circuit elements.....	283
K.7.2 Overload test.....	284
K.7.3 Endurance test.....	284
K.7.4 Electric strength test.....	284
Annex L (normative) Disconnect devices.....	285
L.1 General requirements.....	285
L.2 Permanently connected equipment.....	285
L.3 Parts that remain energized.....	285
L.4 Single-phase equipment.....	285
L.5 Three-phase equipment.....	286
L.6 Switches as disconnect devices.....	286
L.7 Plugs as disconnect devices.....	286
L.8 Multiple power sources.....	286
L.9 Compliance criteria.....	287
Annex M (normative) Equipment containing batteries and their protection circuits.....	288
M.1 General requirements.....	288
M.2 Safety of batteries and their cells.....	288
M.2.1 Requirements.....	288
M.2.2 Compliance criteria.....	288
M.3 Protection circuits for batteries provided within the equipment.....	288
M.3.1 Requirements.....	288

M.3.2	Test method.....	289
M.3.3	Compliance criteria	290
M.4	Additional safeguards for equipment containing a portable secondary lithium battery	290
M.4.1	General	290
M.4.2	Charging safeguards.....	290
M.4.3	Fire enclosure.....	291
M.4.4	Drop test of equipment containing a secondary lithium battery	291
M.5	Risk of burn due to short-circuit during carrying	292
M.5.1	Requirements	292
M.5.2	Test method and compliance criteria	293
M.6	Safeguards against short-circuits.....	293
M.6.1	Requirements	293
M.6.2	Compliance criteria	293
M.7	Risk of explosion from lead acid and NiCd batteries	293
M.7.1	Ventilation preventing an explosive gas concentration.....	293
M.7.2	Test method and compliance criteria	294
M.7.3	Ventilation tests	297
M.7.4	Marking requirement	298
M.8	Protection against internal ignition from external spark sources of batteries with aqueous electrolyte.....	298
M.8.1	General	298
M.8.2	Test method.....	298
M.9	Preventing electrolyte spillage	301
M.9.1	Protection from electrolyte spillage	301
M.9.2	Tray for preventing electrolyte spillage	301
M.10	Instructions to prevent reasonably foreseeable misuse.....	301
Annex N (normative)	Electrochemical potentials (V).....	303
Annex O (normative)	Measurement of creepage distances and clearances.....	304
Annex P (normative)	Safeguards against conductive objects.....	311
P.1	General.....	311
P.2	Safeguards against entry or consequences of entry of a foreign object.....	311
P.2.1	General	311
P.2.2	Safeguards against entry of a foreign object	311
P.2.3	Safeguards against the consequences of entry of a foreign object.....	312
P.3	Safeguards against spillage of internal liquids.....	314
P.3.1	General	314
P.3.2	Determination of spillage consequences	314
P.3.3	Spillage safeguards	314
P.3.4	Compliance criteria	315
P.4	Metallized coatings and adhesives securing parts	315
P.4.1	General	315
P.4.2	Tests	315
Annex Q (normative)	Circuits intended for interconnection with building wiring	317
Q.1	Limited power source	317
Q.1.1	Requirements	317
Q.1.2	Test method and compliance criteria	317
Q.2	Test for external circuits – paired conductor cable.....	318
Annex R (normative)	Limited short-circuit test.....	319

R.1	General.....	319
R.2	Test setup.....	319
R.3	Test method.....	319
R.4	Compliance criteria	320
Annex S (normative) Tests for resistance to heat and fire		321
S.1	Flammability test for fire enclosure and fire barrier materials of equipment where the steady state power does not exceed 4 000 W	321
S.2	Flammability test for fire enclosure and fire barrier integrity.....	322
S.3	Flammability tests for the bottom of a fire enclosure.....	323
S.3.1	Mounting of samples	323
S.3.2	Test method and compliance criteria	323
S.4	Flammability classification of materials	324
S.5	Flammability test for fire enclosure materials of equipment with a steady state power exceeding 4 000 W	325
Annex T (normative) Mechanical strength tests.....		327
T.1	General.....	327
T.2	Steady force test, 10 N.....	327
T.3	Steady force test, 30 N.....	327
T.4	Steady force test, 100 N.....	327
T.5	Steady force test, 250 N.....	327
T.6	Enclosure impact test.....	327
T.7	Drop test.....	328
T.8	Stress relief test.....	328
T.9	Glass impact test	329
T.10	Glass fragmentation test.....	329
T.11	Test for telescoping or rod antennas.....	330
Annex U (normative) Mechanical strength of CRTs and protection against the effects of implosion		331
U.1	General.....	331
U.2	Test method and compliance criteria for non-intrinsically protected CRTs	332
U.3	Protective screen	332
Annex V (normative) Determination of accessible parts.....		333
V.1	Accessible parts of equipment	333
V.1.1	General	333
V.1.2	Test method 1 – Surfaces and openings tested with jointed test probes.....	333
V.1.3	Test method 2 – Openings tested with straight unjointed test probes.....	333
V.1.4	Test method 3 – Plugs, jacks, connectors	336
V.1.5	Test method 4 – Slot openings	336
V.1.6	Test method 5 – Terminals intended to be used by an ordinary person	337
V.2	Accessible part criterion	338
Annex W (informative) Comparison of terms introduced in this document		339
W.1	General.....	339
W.2	Comparison of terms	339
Annex X (normative) Alternative method for determining clearances for insulation in circuits connected to an AC mains not exceeding 420 V peak (300 V RMS).....		356
Annex Y (normative) Construction requirements for outdoor enclosures		358
Y.1	General.....	358
Y.2	Resistance to UV radiation	358
Y.3	Resistance to corrosion	358

Y.3.1	General	358
Y.3.2	Test apparatus.....	359
Y.3.3	Water – saturated sulphur dioxide atmosphere	359
Y.3.4	Test procedure.....	359
Y.3.5	Compliance criteria	360
Y.4	Gaskets	360
Y.4.1	General	360
Y.4.2	Gasket tests.....	360
Y.4.3	Tensile strength and elongation tests	360
Y.4.4	Compression test	361
Y.4.5	Oil resistance.....	362
Y.4.6	Securing means	362
Y.5	Protection of equipment within an outdoor enclosure.....	363
Y.5.1	General	363
Y.5.2	Protection from moisture	363
Y.5.3	Water spray test.....	364
Y.5.4	Protection from plants and vermin	366
Y.5.5	Protection from excessive dust.....	367
Y.6	Mechanical strength of enclosures.....	367
Y.6.1	General	367
Y.6.2	Impact test.....	368
	Bibliography	369
	Figure 1 – Three block model for pain and injury	24
	Figure 2 – Three block model for safety.....	25
	Figure 3 – Schematic and model for electrically-caused pain or injury	30
	Figure 4 – Model for protection against electrically-caused pain or injury	30
	Figure 5 – Model for electrically-caused fire	31
	Figure 6 – Models for protection against fire	32
	Figure 7 – Schematic and model for thermally-caused injury	34
	Figure 8 – Model for protection against thermally-caused injury	34
	Figure 9 – Model for protection of an ordinary person against a class 1 energy source	69
	Figure 10 – Model for protection of an ordinary person against a class 2 energy source	69
	Figure 11 – Model for protection of an ordinary person against a class 2 energy source during ordinary person servicing conditions	69
	Figure 12 – Model for protection of an ordinary person against a class 3 energy source	70
	Figure 13 – Model for protection of an instructed person against a class 1 energy source	70
	Figure 14 – Model for protection of an instructed person against a class 2 energy source	70
	Figure 15 – Model for protection of an instructed person against a class 3 energy source	71
	Figure 16 – Model for protection of a skilled person against a class 1 energy source.....	71
	Figure 17 – Model for protection of a skilled person against a class 2 energy source.....	71
	Figure 18 – Model for protection of a skilled person against a class 3 energy source.....	71

Figure 19 – Model for protection of a skilled person against class 3 energy sources during equipment servicing conditions	72
Figure 20 – Test hook	79
Figure 21 – Illustration showing ES limits for voltage and current	81
Figure 22 – Maximum values for combined AC current and DC current.....	83
Figure 23 – Maximum values for combined AC voltage and DC voltage	83
Figure 24 – Contact requirements to bare internal conductive parts	87
Figure 25 – Mandrel.....	112
Figure 26 – Initial position of mandrel.....	113
Figure 27 – Final position of mandrel.....	113
Figure 28 – Position of metal foil on insulating material.....	113
Figure 29 – Example of electric strength test instrument for solid insulation	121
Figure 30 – Application points of test voltage.....	122
Figure 31 – Test for separation between an external circuit and earth	125
Figure 32 – Test circuit for touch current of single-phase equipment	141
Figure 33 – Test circuit for touch current of three-phase equipment	141
Figure 34 – Power measurement for worst-case fault.....	145
Figure 35 – Power measurement for worst-case power source fault	146
Figure 36 – Illustration of power source classification	147
Figure 37 – Minimum separation requirements from a PIS	153
Figure 38 – Extended separation requirements from a PIS.....	153
Figure 39 – Deflected separation requirements from a PIS when a fire barrier is used	154
Figure 40 – Determination of top, bottom and side openings	156
Figure 41 – Top openings	157
Figure 42 – Bottom openings	158
Figure 43 – Baffle plate construction	158
Figure 44 – PIS trajectory downwards	159
Figure 45 – Limits for moving fan blades made of non-plastic materials.....	165
Figure 46 – Limits for moving fan blades made of plastic materials	165
Figure 47 – Steel disc	189
Figure 48 – Aluminium ring	190
Figure 49 – Aluminium foil.....	191
Figure 50 – Example of a warning label for a lamp with multiple hazard spectral regions	198
Figure D.1 – 1,2/50 μ s and 10/700 μ s voltage impulse generator	216
Figure D.2 – Antenna interface test generator circuit	217
Figure D.3 – Example of an electronic pulse generator	217
Figure E.1 – Band-pass filter for wide-band noise measurement	219
Figure F.1 – Example of an instructional safeguard.....	228
Figure G.1 – Determination of arithmetic average temperature.....	241
Figure G.2 – Test voltages	246
Figure G.3 – Thermal ageing time	267
Figure G.4 – Abrasion resistance test for coating layers	268
Figure H.1 – Definition of ringing period and cadence cycle	273

Figure H.2 – I_{TS1} limit curve for cadenced ringing signal.....	274
Figure H.3 – Peak and peak-to-peak currents.....	274
Figure H.4 – Ringing voltage trip criteria.....	276
Figure M.1 – Distance d as a function of the rated capacity for various charge currents I (mA/Ah).....	301
Figure O.1 – Narrow groove.....	304
Figure O.2 – Wide groove.....	305
Figure O.3 – V-shaped groove.....	305
Figure O.4 – Intervening unconnected conductive part.....	305
Figure O.5 – Rib.....	305
Figure O.6 – Uncemented joint with narrow groove.....	306
Figure O.7 – Uncemented joint with wide groove.....	306
Figure O.8 – Uncemented joint with narrow and wide grooves.....	306
Figure O.9 – Narrow recess.....	307
Figure O.10 – Wide recess.....	307
Figure O.11 – Coating around terminals.....	308
Figure O.12 – Coating over printed wiring.....	308
Figure O.13 – Example of measurements in an enclosure of insulating material.....	309
Figure O.14 – Cemented joints in multi-layer printed boards.....	309
Figure O.15 – Device filled with insulating compound.....	310
Figure O.16 – Partitioned bobbin.....	310
Figure P.1 – Examples of cross-sections of designs of top openings which prevent vertical entry.....	312
Figure P.2 – Examples of cross-sections of designs of side opening louvres which prevent vertical entry.....	312
Figure P.3 – Internal volume locus for foreign object entry.....	313
Figure S.1 – Top openings / surface of fire enclosure or fire barrier.....	323
Figure T.1 – Impact test using sphere.....	328
Figure V.1 – Jointed test probe for equipment likely to be accessible to children.....	334
Figure V.2 – Jointed test probe for equipment not likely to be accessible to children.....	335
Figure V.3 – Blunt probe.....	336
Figure V.4 – Wedge probe.....	337
Figure V.5 – Terminal probe.....	338
Figure Y.1 – Gasket test.....	362
Figure Y.2 – Water-spray test spray-head piping.....	365
Figure Y.3 – Water-spray test spray head.....	366
Table 1 – Response to energy class.....	24
Table 2 – Examples of body response or property damage related to energy sources.....	25
Table 3 – Examples of safeguard characteristics.....	29
Table 4 – Electrical energy source limits for steady state ES1 and ES2.....	82
Table 5 – Electrical energy source limits for a charged capacitor.....	84
Table 6 – Voltage limits for single pulses.....	85
Table 7 – Current limits for single pulses.....	85

Table 8 – Minimum air gap distance	88
Table 9 – Temperature limits for materials, components and systems	90
Table 10 – Minimum clearances for voltages with frequencies up to 30 kHz	96
Table 11 – Minimum clearances for voltages with frequencies above 30 kHz.....	97
Table 12 – Mains transient voltages	98
Table 13 – External circuit transient voltages.....	100
Table 14 – Minimum clearances using required withstand voltage	102
Table 15 – Electric strength test voltages	103
Table 16 – Multiplication factors for clearances and test voltages	104
Table 17 – Minimum creepage distances for basic insulation and supplementary insulation in mm	107
Table 18 – Minimum values of creepage distances (in mm) for frequencies higher than 30 kHz and up to 400 kHz.....	108
Table 19 – Tests for insulation in non-separable layers.....	111
Table 20 – Electric field strength E_P for some commonly used materials	115
Table 21 – Reduction factors for the value of breakdown electric field strength E_P at higher frequencies	116
Table 22 – Reduction factors for the value of breakdown electric field strength E_P at higher frequencies for thin materials.....	116
Table 23 – Values for insulation resistance.....	117
Table 24 – Distance through insulation of internal wiring.....	118
Table 25 – Test voltages for electric strength tests based on transient voltages	120
Table 26 – Test voltages for electric strength tests based on the peak of the working voltages and recurring peak voltages	120
Table 27 – Test voltages for electric strength tests based on temporary overvoltages.....	120
Table 28 – Test values for electric strength tests	123
Table 29 – Overview of tests for resistor applications	128
Table 30 – Protective earthing conductor sizes for reinforced safeguards for permanently connected equipment	131
Table 31 – Minimum protective bonding conductor size of copper conductors.....	133
Table 32 – Sizes of terminals for protective conductors	135
Table 33 – Test duration, mains connected equipment.....	136
Table 34 – List of applicable IEC standards regarding insulating liquids	160
Table 35 – Classification for various categories of mechanical energy sources.....	164
Table 36 – Overview of requirements and tests	175
Table 37 – Torque to be applied to screws	180
Table 38 – Touch temperature limits for accessible parts.....	187
Table 39 – Radiation energy source classifications	192
Table 40 – Allowable radiation level according to IEC 62471 (all parts) for each hazard type	195
Table 41 – Hazard-related risk group marking of equipment.....	197
Table 42 – Explanation of marking information and guidance on control measures	197
Table C.1 – Minimum property retention limits after UV exposure.....	214
Table D.1 – Component values for Figure D.1 and Figure D.2.....	217
Table E.1 – Audio signal electrical energy source classes and safeguards	218

Table F.1 – Instructional safeguard element description and examples.....	228
Table F.2 – Examples of markings, instructions, and instructional safeguards	229
Table G.1 – Peak surge current.....	231
Table G.2 – Test temperature and testing time (days) per cycle	237
Table G.3 – Temperature limits for transformer windings and for motor windings (except for the motor running overload test)	240
Table G.4 – Test voltages for electric strength tests based on the peak of the working voltages.....	242
Table G.5 – Values of FIW wires with maximum overall diameter and minimum test voltages according to the enamel increase	245
Table G.6 – Temperature limits for running overload tests	247
Table G.7 – Sizes of conductors.....	253
Table G.8 – Strain relief test force.....	254
Table G.9 – Range of conductor sizes to be accepted by terminals	256
Table G.10 – Varistor overload and temporary overvoltage test.....	259
Table G.11 – Performance test program for integrated circuit (IC) current limiters	261
Table G.12 – Capacitor ratings according to IEC 60384-14	263
Table G.13 – Minimum separation distances for coated printed boards	265
Table G.14 – Insulation in printed boards	266
Table I.1 – Overvoltage categories.....	277
Table J.1 – Mandrel diameter.....	279
Table J.2 – Oven temperature	280
Table M.1 – Values for current I_{float} and I_{boost} , factors f_g and f_s , and voltages U_{float} and U_{boost}	296
Table O.1 – Value of X	304
Table Q.1 – Limits for inherently limited power sources	317
Table Q.2 – Limits for power sources not inherently limited (overcurrent protective device required).....	318
Table S.1 – Foamed materials.....	324
Table S.2 – Rigid materials	324
Table S.3 – Very thin materials	324
Table T.1 – Impact force	329
Table T.2 – Torque values for end-piece test.....	330
Table W.1 – Comparison of terms and definitions in IEC 60664-1:2007 and IEC 62368-1	340
Table W.2 – Comparison of terms and definitions in IEC 61140:2016 and IEC 62368-1	342
Table W.3 – Comparison of terms and definitions in IEC 60950-1:2005 and IEC 62368-1	345
Table W.4 – Comparison of terms and definitions in IEC 60728-11:2016 and IEC 62368-1	349
Table W.5 – Comparison of terms and definitions in IEC 62151:2000 and IEC 62368-1	351
Table W.6 – Comparison of terms and definitions in IEC 60065:2014 and IEC 62368-1	353
Table X.1 – Alternative minimum clearances for insulation in circuits connected to ac mains not exceeding 420 V peak (300 V RMS)	356
Table X.2 – Additional clearances for insulation in circuits connected to ac mains not exceeding 420 V peak (300 V RMS).....	357

Table Y.1 – Examples of the provision of pollution degree environments 363

INTERNATIONAL ELECTROTECHNICAL COMMISSION

AUDIO/VIDEO, INFORMATION AND COMMUNICATION TECHNOLOGY EQUIPMENT –

Part 1: Safety requirements

FOREWORD

- 1) The International Electrotechnical Commission (IEC) is a worldwide organization for standardization comprising all national electrotechnical committees (IEC National Committees). The object of IEC is to promote international co-operation on all questions concerning standardization in the electrical and electronic fields. To this end and in addition to other activities, IEC publishes International Standards, Technical Specifications, Technical Reports, Publicly Available Specifications (PAS) and Guides (hereafter referred to as “IEC Publication(s)”). Their preparation is entrusted to technical committees; any IEC National Committee interested in the subject dealt with may participate in this preparatory work. International, governmental and non-governmental organizations liaising with the IEC also participate in this preparation. IEC collaborates closely with the International Organization for Standardization (ISO) in accordance with conditions determined by agreement between the two organizations.
- 2) The formal decisions or agreements of IEC on technical matters express, as nearly as possible, an international consensus of opinion on the relevant subjects since each technical committee has representation from all interested IEC National Committees.
- 3) IEC Publications have the form of recommendations for international use and are accepted by IEC National Committees in that sense. While all reasonable efforts are made to ensure that the technical content of IEC Publications is accurate, IEC cannot be held responsible for the way in which they are used or for any misinterpretation by any end user.
- 4) In order to promote international uniformity, IEC National Committees undertake to apply IEC Publications transparently to the maximum extent possible in their national and regional publications. Any divergence between any IEC Publication and the corresponding national or regional publication shall be clearly indicated in the latter.
- 5) IEC itself does not provide any attestation of conformity. Independent certification bodies provide conformity assessment services and, in some areas, access to IEC marks of conformity. IEC is not responsible for any services carried out by independent certification bodies.
- 6) All users should ensure that they have the latest edition of this publication.
- 7) No liability shall attach to IEC or its directors, employees, servants or agents including individual experts and members of its technical committees and IEC National Committees for any personal injury, property damage or other damage of any nature whatsoever, whether direct or indirect, or for costs (including legal fees) and expenses arising out of the publication, use of, or reliance upon, this IEC Publication or any other IEC Publications.
- 8) Attention is drawn to the Normative references cited in this publication. Use of the referenced publications is indispensable for the correct application of this publication.
- 9) Attention is drawn to the possibility that some of the elements of this IEC Publication may be the subject of patent rights. IEC shall not be held responsible for identifying any or all such patent rights.

International Standard IEC 62368-1 has been prepared by TC 108: Safety of electronic equipment within the field of audio/video, information technology and communication technology.

This third edition cancels and replaces the second edition published in 2014. This edition constitutes a technical revision.

This edition includes the following significant technical changes with respect to the previous edition:

- addition of requirements for outdoor equipment;
- new requirements for optical radiation;
- addition of requirements for insulating liquids;
- addition of requirements for work cells;

- addition of requirements for wireless power transmitters;
- addition of requirements for fully insulated winding wire (FIW);
- alternative method for determination of top, bottom and side openings for fire enclosures;
- alternative requirements for sound pressure.

The text of this document is based on the following documents:

FDIS	Report on voting
108/701/FDIS	108/707/RVD

Full information on the voting for the approval of this International Standard can be found in the report on voting indicated in the above table.

This document has been drafted in accordance with the ISO/IEC Directives, Part 2.

A list of all parts in the IEC 62368 series, published under the general title *Audio/video, information and communication technology equipment*, can be found on the IEC website.

The “in some countries” notes regarding differing national practices are contained in the following clauses, subclauses and tables:

0.2.1, Clause 1, 3.3.8.1, 3.3.8.3, 4.1.15, 4.7.3, 5.2.2.2, 5.4.2.3.2.4, 5.4.2.5, 5.4.5.1, 5.4.10.2.1, 5.4.10.2.2, 5.4.10.2.3, 5.5.2.1, 5.5.6, 5.6.4.2.1, 5.6.8, 5.7.6, 5.7.7.1, 8.5.4.2.3, 10.5.3, 10.6.1, F.3.3.6, Y.4.1, Y.4.5, Table 12, Table 13 and Table 39.

In this document, the following print types or formats are used:

- requirements proper and normative annexes: in roman type;
- compliance statements and test specifications: *in italic type*;
- notes/explanatory matter: in smaller roman type;
- normative conditions within tables: in smaller roman type;
- terms that are defined in 3.3: **bold**.

In figures and tables, if colour is available:

- green colour denotes a class 1 energy source;
- yellow colour denotes a class 2 energy source;
- red colour denotes a class 3 energy source.

A comparison of terms introduced in this document that are different from other existing IEC documents is given in Annex W.

The committee has decided that the contents of this document will remain unchanged until the stability date indicated on the IEC website under "<http://webstore.iec.ch>" in the data related to the specific document. At this date, the document will be

- reconfirmed,
- withdrawn,
- replaced by a revised edition, or
- amended.

NOTE Explanatory information related to IEC 62368-1 is contained in IEC TR 62368-2. It provides rationale together with explanatory information related to this document.

IMPORTANT – The 'colour inside' logo on the cover page of this publication indicates that it contains colours which are considered to be useful for the correct understanding of its contents. Users should therefore print this document using a colour printer.

INTRODUCTION

0 Principles of this product safety standard

0.1 Objective

This part of IEC 62368 is a product safety standard that classifies energy sources, prescribes **safeguards** against those energy sources, and provides guidance on the application of, and requirements for, those **safeguards**.

The prescribed **safeguards** are intended to reduce the likelihood of pain, injury and, in the case of fire, property damage.

The objective of the INTRODUCTION is to help designers to understand the underlying principles of safety in order to design safe equipment. These principles are informative and not an alternative to the detailed requirements of this document.

0.2 Persons

0.2.1 General

This document describes **safeguards** for the protection of three kinds of persons: the **ordinary person**, the **instructed person**, and the **skilled person**. Unless otherwise specified, the requirements for an **ordinary person** apply. This document assumes that a person will not intentionally create conditions or situations that could cause pain or injury.

NOTE 1 In Australia, the work conducted by an **instructed person** or **skilled person** may require formal licensing from regulatory authorities.

NOTE 2 In Germany, a person may only be regarded as an **instructed person** or a **skilled person** if certain legal requirements are fulfilled.

0.2.2 Ordinary person

Ordinary person is the term applied to all persons other than **instructed persons** and **skilled persons**. **Ordinary persons** include not only users of the equipment, but also all persons who may have access to the equipment or who may be in the vicinity of the equipment. Under **normal operating conditions** or **abnormal operating conditions**, **ordinary persons** should not be exposed to parts comprising energy sources capable of causing pain or injury. Under a **single fault condition**, **ordinary persons** should not be exposed to parts comprising energy sources capable of causing injury.

0.2.3 Instructed person

Instructed person is a term applied to persons who have been instructed and trained by a **skilled person**, or who are supervised by a **skilled person**, to identify energy sources that may cause pain (see Table 1) and to take precautions to avoid unintentional contact with or exposure to those energy sources. Under **normal operating conditions**, **abnormal operating conditions** or **single fault conditions**, **instructed persons** should not be exposed to parts comprising energy sources capable of causing injury.

0.2.4 Skilled person

Skilled person is a term applied to persons who have training or experience in the equipment technology, particularly in knowing the various energies and energy magnitudes used in the equipment. **Skilled persons** are expected to use their training and experience to recognize energy sources capable of causing pain or injury and to take action for protection from injury from those energies. **Skilled persons** should also be protected against unintentional contact or exposure to energy sources capable of causing injury.

0.3 Model for pain and injury

An energy source that causes pain or injury does so through the transfer of some form of energy to or from a body part.

This concept is represented by a three-block model (see Figure 1).

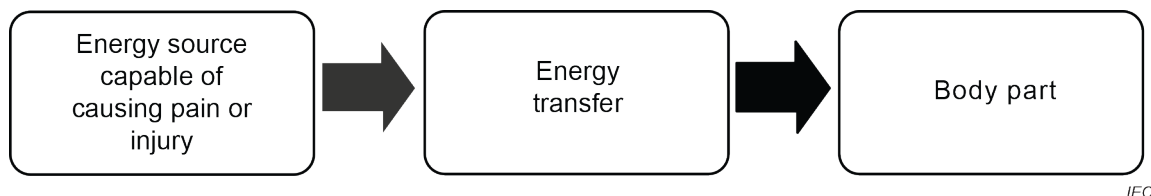


Figure 1 – Three block model for pain and injury

This safety standard specifies three classes of energy sources defined by magnitudes and durations of source parameters relative to the body responses to those electrical and thermal energy sources (see Table 1). Source parameters relative to responses to **combustible material**, mechanical energy sources and radiation energy sources are specified based on experience and basic safety standards.

Table 1 – Response to energy class

Energy source	Effect on the body	Effect on combustible materials
Class 1	Not painful, but may be detectable	Ignition not likely
Class 2	Painful, but not an injury	Ignition possible, but limited growth and spread of fire
Class 3	Injury	Ignition likely, rapid growth and spread of fire

The energy threshold for pain or injury is not constant throughout the population. For example, for some energy sources, the threshold is a function of body mass; the lower the mass, the lower the threshold, and vice-versa. Other body variables include age, state of health, state of emotions, effect of drugs, skin characteristics, etc. Furthermore, even where outward appearances otherwise appear equal, individuals differ in their thresholds of susceptibility to the same energy source.

The effect of duration of energy transfer is a function of the specific energy form. For example, pain or injury from thermal energy can be very short (1 s) for high skin temperature, or very long (several hours) for low skin temperature.

Furthermore, the pain or injury may occur some considerable time after the transfer of energy to a body part. For example, pain or injury from some chemical or physiological reaction may not be manifested for days, weeks, months, or years.

0.4 Energy sources

Energy sources are addressed by this document, together with the pain or injury that results from a transfer of that energy to the body, and the likelihood of property damage that results from fire escaping the equipment.

An electrical product is connected to an electrical energy source (for example, the **mains**), an external power supply, or a **battery**. An electrical product uses the electrical energy to perform its intended functions.

In the process of using electrical energy, the product transforms the electrical energy into other forms of energy (for example, thermal energy, kinetic energy, optical energy, audio energy, electromagnetic energy, etc.). Some energy transformations may be a deliberate part of the product function (for example, moving parts of a printer, images on a visual display unit, sound from a speaker, etc.). Some energy transformations may be a by-product of the product function (for example, heat dissipated by functional circuits, X-radiation from a cathode-ray tube, etc.).

Some products may use energy sources that are non-electrical energy sources such as moving parts or chemicals. The energy in these other sources may be transferred to or from a body part, or may be transformed into other energy forms (for example, chemical energy may be converted to electrical energy through a **battery**, or a moving body part transfers its kinetic energy to a sharp edge).

Examples of the types of energy forms and the associated injuries and property damage addressed in this document are in Table 2.

Table 2 – Examples of body response or property damage related to energy sources

Forms of energy	Examples of body response or property damage	Clause
Electrical energy (for example, energized conductive parts)	Pain, fibrillation, cardiac arrest, respiratory arrest, skin burn, or internal organ burn	5
Thermal energy (for example, electrical ignition and spread of fire)	Electrically-caused fire leading to burn-related pain or injury, or property damage	6
Chemical reaction (for example, electrolyte, poison)	Skin damage, organ damage, or poisoning	7
Kinetic energy (for example, moving parts of equipment, or a moving body part against an equipment part)	Laceration, puncture, abrasion, contusion, crush, amputation, or loss of a limb, eye, ear, etc.	8
Thermal energy (for example, hot accessible parts)	Skin burn	9
Radiated energy (for example, electromagnetic energy, optical energy, acoustic energy)	Loss of sight, skin burn, or loss of hearing	10

0.5 Safeguards

0.5.1 General

Many products necessarily use energy capable of causing pain or injury. Product design cannot eliminate such energy use. Consequently, such products should use a scheme that reduces the likelihood of such energy being transferred to a body part. The scheme that reduces the likelihood of energy transfer to a body part is a **safeguard** (see Figure 2).



IEC

Figure 2 – Three block model for safety

A **safeguard** is a device or scheme or system that:

- is interposed between an energy source capable of causing pain or injury and a body part, and
- reduces the likelihood of transfer of energy capable of causing pain or injury to a body part.

NOTE **Safeguard** mechanisms against transfer of energy capable of causing pain or injury include:

- attenuating the energy (reduces the value of the energy); or
- impeding the energy (slows the rate of energy transfer); or
- diverting the energy (changes the energy direction); or
- disconnecting, interrupting, or disabling the energy source; or
- enveloping the energy source (reduces the likelihood of the energy from escaping); or
- interposing a barrier between a body part and the energy source.

A **safeguard** can be applied to the equipment, to the local installation, to a person or can be a learned or directed behaviour (for example, resulting from an **instructional safeguard**) intended to reduce the likelihood of transfer of energy capable of causing pain or injury. A **safeguard** may be a single element or may be a set of elements.

Generally, this document uses an order of preference for providing **safeguards** based on the requirements given in ISO/IEC Guide 51 as follows:

- **equipment safeguards** are always useful, since they do not require any knowledge or actions by persons coming into contact with the equipment;
- **installation safeguards** are useful when a safety characteristic can only be provided after installation (for example, the equipment has to be bolted to the floor to provide stability);
- behavioural **safeguards** are useful when the equipment requires an energy source to be **accessible**.

In practice, **safeguard** selection accounts for the nature of the energy source, the intended user, the functional requirements of the equipment, and similar considerations.

0.5.2 Equipment safeguard

An **equipment safeguard** may be a **basic safeguard**, a **supplementary safeguard**, a **double safeguard**, or a **reinforced safeguard**.

0.5.3 Installation safeguard

Installation safeguards are not controlled by the equipment manufacturer, although in some cases, **installation safeguards** may be specified in the equipment installation instructions.

Generally, with respect to equipment, an **installation safeguard** is a **supplementary safeguard**.

NOTE For example, the **supplementary safeguard** providing **protective earthing** is located partly in the equipment and partly in the installation. The **supplementary safeguard** providing **protective earthing** is not effective until the equipment is connected to the **protective earthing** of the installation.

Requirements for **installation safeguards** are not addressed in this document. However, this document does assume some **installation safeguards**, such as **protective earthing**, are in place and are effective.

0.5.4 Personal safeguard

A **personal safeguard** may be a **basic safeguard**, a **supplementary safeguard**, or a **reinforced safeguard**.

Requirements for **personal safeguards** are not addressed in this document. However, this document does assume that **personal safeguards** are available for use as specified by the manufacturer.

0.5.5 Behavioural safeguards

0.5.5.1 Introduction to behavioural safeguards

In the absence of an **equipment, installation, or personal safeguard**, a person may use a specific behaviour as a **safeguard** to avoid energy transfer and consequent injury. A behavioural **safeguard** is a voluntary or instructed behaviour intended to reduce the likelihood of transfer of energy to a body part.

Three kinds of behavioural **safeguards** are specified in this document. Each kind of behavioural **safeguard** is associated with a specific kind of person. An **instructional safeguard** is usually addressed to an **ordinary person**, but may also be addressed to an **instructed person** or a **skilled person**. A **precautionary safeguard** is used by an **instructed person**. A **skill safeguard** is used by a **skilled person**.

0.5.5.2 Instructional safeguard

An **instructional safeguard** is a means of providing information, describing the existence and location of an energy source capable of causing pain or injury, and is intended to invoke a specific behaviour on the part of a person to reduce the likelihood of transfer of energy to a body part (see Annex F).

An **instructional safeguard** may be a visual indicator (symbols or words or both) or an audible message, as applicable to the expected use of the product.

When accessing locations where the equipment needs to be energized to perform a service activity, an **instructional safeguard** may be considered acceptable protection to bypass an **equipment safeguard** such that the person is made aware of how to avoid contact with a class 2 or class 3 energy source.

If **equipment safeguards** would interfere with or prohibit the equipment function, an **instructional safeguard** may replace an **equipment safeguard**.

If exposure to an energy source capable of causing pain or injury is essential to the correct functioning of equipment, an **instructional safeguard** may be used to ensure protection of persons instead of another **safeguard**. Consideration should be given as to whether the **instructional safeguard** should require the use of a **personal safeguard**.

Provision of an **instructional safeguard** does not result in an **ordinary person** becoming an **instructed person** (see 0.5.5.3).

0.5.5.3 Precautionary safeguard (used by an instructed person)

A **precautionary safeguard** is the training and experience or supervision of an **instructed person** by a **skilled person** to use precautions to protect the **instructed person** against class 2 energy sources. **Precautionary safeguards** are not specifically prescribed in this document but are assumed to be effective when the term **instructed person** is used.

During equipment servicing, an **instructed person** may need to remove or defeat an **equipment safeguard**. In this case, an **instructed person** is expected to then apply precaution as a **safeguard** to avoid exposure to class 2 energy sources.

0.5.5.4 Skill safeguard (used by a skilled person)

A **skill safeguard** is the education, training, knowledge and experience of the **skilled person** that is used to protect the **skilled person** against class 2 or class 3 energy sources. **Skill safeguards** are not specifically prescribed in this document but are assumed to be effective when the term **skilled person** is used.

During equipment servicing, a **skilled person** may need to remove or defeat an **equipment safeguard**. In this case, a **skilled person** is expected to then apply skill as a **safeguard** to avoid injury.

0.5.6 Safeguards during ordinary or instructed person service conditions

During **ordinary person** or **instructed person** service conditions, **safeguards** for such persons may be necessary. Such **safeguards** can be **equipment safeguards**, **personal safeguards**, or **instructional safeguards**.

0.5.7 Equipment safeguards during skilled person service conditions

During **skilled person** service conditions, **equipment safeguards** should be provided to protect against the effects of a body's involuntary reaction (for example, startle) that might cause unintentional contact with a class 3 energy source located outside the view of the **skilled person**.

NOTE This **safeguard** typically applies in large equipment, where the **skilled person** needs to partially or wholly enter between two or more class 3 energy source locations while servicing.

0.5.8 Examples of safeguard characteristics

Table 3 lists some examples of **safeguard** characteristics.

Table 3 – Examples of safeguard characteristics

Safeguard	Basic safeguard	Supplementary safeguard	Reinforced safeguard
Equipment safeguard: a physical part of an equipment	Effective under normal operating conditions	Effective in the event of failure of the basic safeguard	Effective under normal operating conditions and in the event of a single fault condition elsewhere in the equipment
	Example: basic insulation	Example: supplementary insulation	Example: reinforced insulation
	Example: normal temperatures below ignition temperatures	Example: fire enclosure	Not applicable
Installation safeguard: a physical part of a man-made installation	Effective under normal operating conditions	Effective in the event of failure of an equipment basic safeguard	Effective under normal operating conditions and in the event of a single fault condition elsewhere in the equipment
	Example: wire size	Example: overcurrent protective device	Example: socket outlet
Personal safeguard: a physical device worn on the body	In the absence of any equipment safeguard , effective under normal operating conditions	Effective in the event of failure of an equipment basic safeguard	In the absence of any equipment safeguard , effective under normal operating conditions and in the event of a single fault condition elsewhere in the equipment
	Example: gloves	Example: insulating floor mat	Example: electrically-insulated glove for handling live conductors
Instructional safeguard: a voluntary or instructed behaviour intended to reduce the likelihood of transfer of energy to a body part	In the absence of any equipment safeguard , effective under normal operating conditions	Effective in the event of failure of an equipment basic safeguard	Only effective on an exceptional basis, when providing all appropriate safeguards would prevent the intended functioning of the equipment
	Example: instructional safeguard to disconnect telecommunication cable before opening the cover	Example: after opening a door, an instructional safeguard against hot parts	Example: instructional safeguard of hot parts in an office photocopier, or a continuous roll paper cutter on a commercial printer

0.6 Electrically-caused pain or injury (electric shock)

0.6.1 Models for electrically-caused pain or injury

Electrically-caused pain or injury may occur when electrical energy capable of causing pain or injury is transferred to a body part (see Figure 3).

Electrical energy transfer occurs when there are two or more electrical contacts to the body:

- the first electrical contact is between a body part and a conductive part of the equipment;
- the second electrical contact is between another body part and
 - earth, or
 - another conductive part of the equipment.

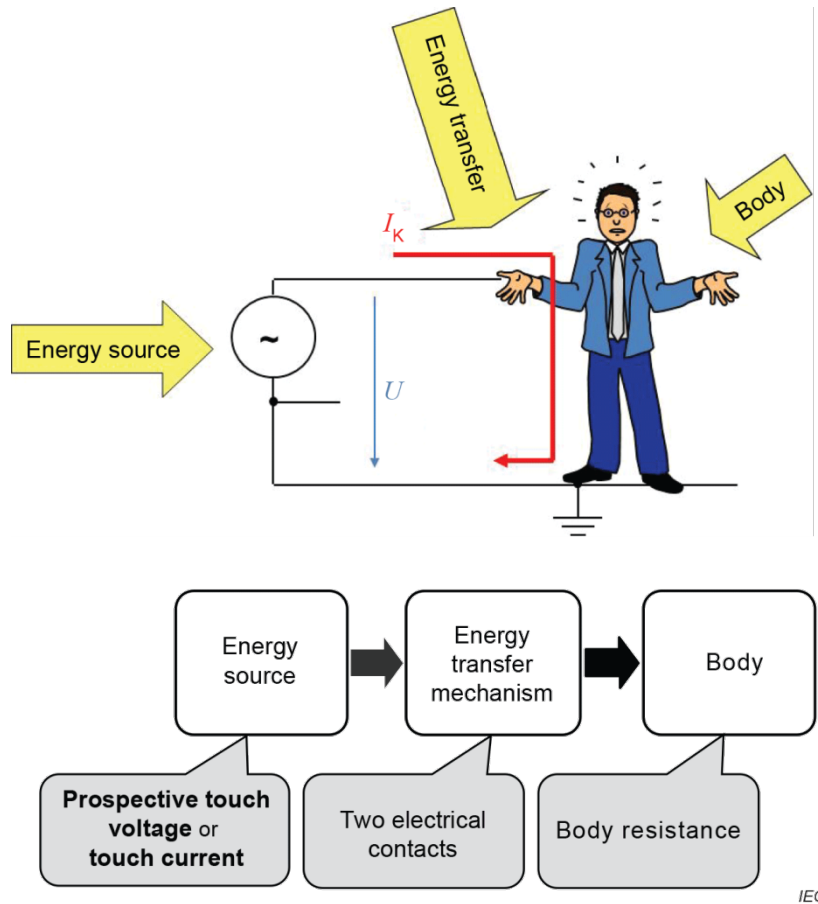


Figure 3 – Schematic and model for electrically-caused pain or injury

Depending on the magnitude, duration, wave shape, and frequency of the current, the effect on the human body varies from undetectable to detectable to painful to injurious.

0.6.2 Models for protection against electrically-caused pain or injury

One or more **safeguards** are interposed between an electrical energy source capable of causing pain or injury and a body part to protect against electrically-caused pain or injury (see Figure 4).

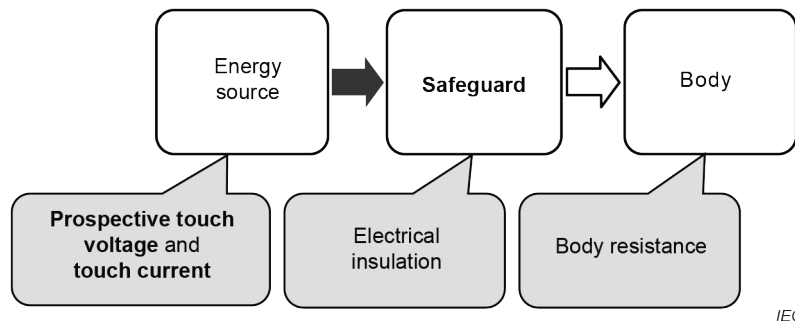


Figure 4 – Model for protection against electrically-caused pain or injury

Protection against electrically-caused pain is provided under **normal operating conditions** and **abnormal operating conditions**. For such protection, under **normal operating conditions** and **abnormal operating conditions**, a **basic safeguard** is interposed between an electrical energy source capable of causing pain and an **ordinary person**.

The most common **basic safeguard** against an electrical energy source capable of causing pain is electrical insulation (also known as **basic insulation**) interposed between the energy source and a body part.

Protection against electrically-caused injury is provided under **normal operating conditions**, **abnormal operating conditions**, and **single fault conditions**. For such protection, under **normal operating conditions** and **abnormal operating conditions**, both a **basic safeguard** and a **supplementary safeguard** are interposed between an electrical energy source capable of causing injury and an **ordinary person** (see 4.3.2.4), or an **instructed person** (see 4.3.3.3). In the event of a failure of either **safeguard**, the other **safeguard** becomes effective. The **supplementary safeguard** against an electrical energy source capable of causing injury is placed between the **basic safeguard** and a body part. A **supplementary safeguard** may be additional electrical insulation (**supplementary insulation**) or a protectively earthed conductive barrier or other construction that performs the same function.

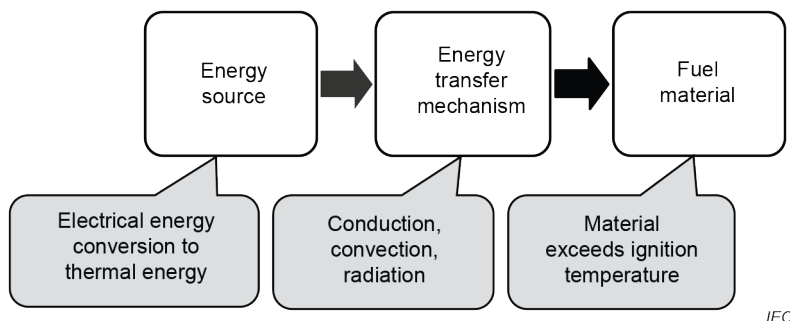
Another **safeguard** against an electrical energy source capable of causing injury is electrical insulation (also known as **double insulation** or **reinforced insulation**) placed between the energy source and a body part.

Likewise, a **reinforced safeguard** may be placed between an electrical energy source capable of causing injury and a body part.

0.7 Electrically-caused fire

0.7.1 Models for electrically-caused fire

Electrically-caused fire is due to conversion of electrical energy to thermal energy (see Figure 5), where the thermal energy heats a fuel material followed by ignition and combustion.



IEC

Figure 5 – Model for electrically-caused fire

Electrical energy is converted to thermal energy either in a resistance or in an arc and is transferred to a fuel material by conduction, convection, or radiation. As the fuel material heats, it chemically decomposes into gases, liquids and solids. When the gas is at its ignition temperature, the gas can be ignited by an ignition source. When the gas is at its spontaneous ignition temperature, the gas ignites by itself. Both result in fire.

0.7.2 Models for protection against electrically-caused fire

The **basic safeguard** against electrically-caused fire (see Figure 6) is that the temperature of a material, under **normal operating conditions** and **abnormal operating conditions**, does not cause the material to ignite.

The **supplementary safeguard** against electrically-caused fire reduces the likelihood of ignition or, in the case of ignition, reduces the likelihood of spread of fire.

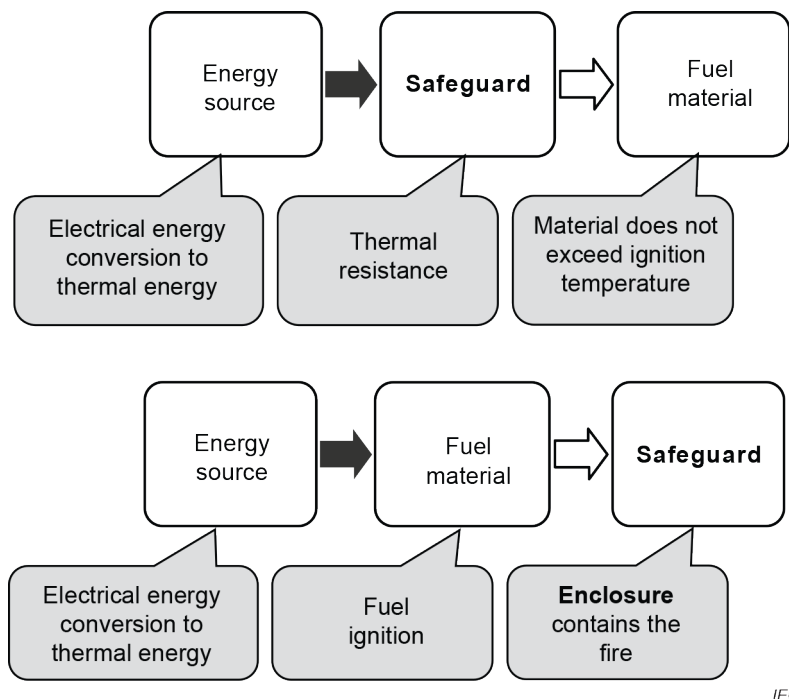


Figure 6 – Models for protection against fire

0.8 Injury caused by hazardous substances

Injury caused by **hazardous substances** is due to a chemical reaction with a body part. The extent of injury by a given substance depends on both the magnitude and duration of exposure and on the body part susceptibility to that substance.

The **basic safeguard** against injury caused by **hazardous substances** is containment of the material.

Supplementary safeguards against injury caused by **hazardous substances** may include:

- a second container or a spill-resistant container;
- containment trays;
- tamper-proof screws to prevent unauthorized access;
- **instructional safeguards**.

National and regional regulations govern the use of and exposure to **hazardous substances** used in equipment. These regulations do not enable a practical classification of **hazardous substances** in the manner in which other energy sources are classified in this document. Therefore, energy source classifications are not applied in Clause 7.

0.9 Mechanically-caused injury

Mechanically-caused injury is due to kinetic energy transfer to a body part when a collision occurs between a body part and an equipment part. The kinetic energy is a function of the relative motion between a body part and **accessible** parts of the equipment, including parts ejected from the equipment that collide with a body part.

Examples of kinetic energy sources are:

- body motion relative to sharp edges and corners;
- part motion due to rotating or other moving parts, including pinch points;
- part motion due to loosening, exploding, or imploding parts;

- equipment motion due to instability;
- equipment motion due to wall, ceiling, or rack mounting means failure;
- equipment motion due to handle failure;
- part motion due to an exploding **battery**;
- equipment motion due to cart or stand instability or failure.

The **basic safeguard** against mechanically-caused injury is a function of the specific energy source. **Basic safeguards** may include:

- rounded edges and corners;
- an **enclosure** to prevent a moving part from being **accessible**;
- an **enclosure** to prevent expelling a moving part;
- a **safety interlock** to control access to an otherwise moving part;
- means to stop the motion of a moving part;
- means to stabilize the equipment;
- robust handles;
- robust mounting means;
- means to contain parts expelled during **explosion** or implosion.

The **supplementary safeguard** against mechanically-caused injury is a function of the specific energy source. **Supplementary safeguards** may include:

- **instructional safeguards**;
- instructions and training;
- additional **enclosures** or barriers;
- **safety interlocks**.

The **reinforced safeguard** against mechanically-caused injury is a function of the specific energy source. **Reinforced safeguards** may include:

- extra thick glass on the front of a CRT;
- rack slide-rails and means of support;
- **safety interlock**.

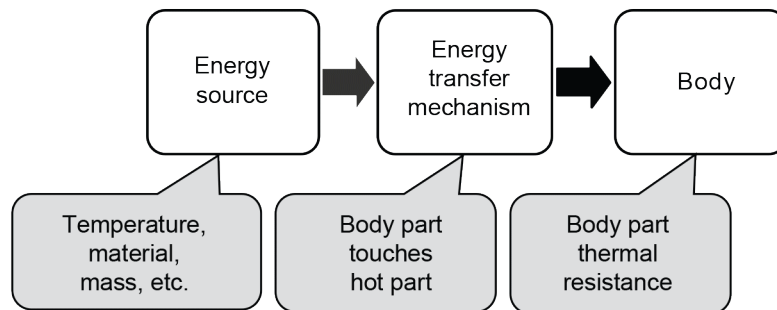
0.10 Thermally-caused injury (skin burn)

0.10.1 Models for thermally-caused injury

Thermally-caused injury may occur when thermal energy capable of causing injury is transferred to a body part (see Figure 7).

Thermal energy transfer occurs when a body touches a hot equipment part. The extent of injury depends on the temperature difference, the thermal mass of the object, rate of thermal energy transfer to the skin, and duration of contact.

The requirements in this document only address **safeguards** against thermal energy transfer by conduction. This document does not address **safeguards** against thermal energy transfer by convection or radiation.



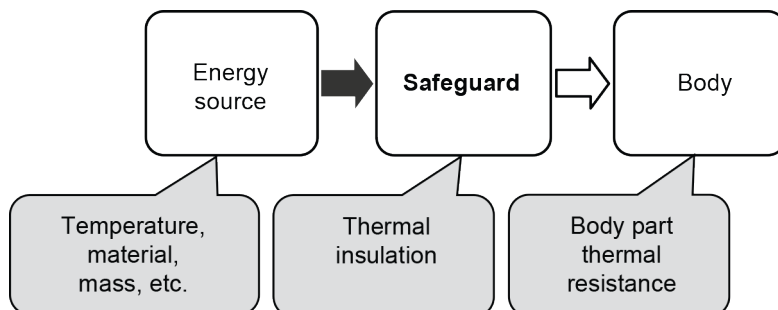
IEC

Figure 7 – Schematic and model for thermally-caused injury

Depending on the temperature, contact duration, material properties, and mass of the material, the perception of the human body varies from warmth to heat that may result in pain or injury (burn).

0.10.2 Models for protection against thermally-caused pain or injury

One or more **safeguards** are interposed between a thermal energy source capable of causing pain or injury and an **ordinary person** (see Figure 8).



IEC

Figure 8 – Model for protection against thermally-caused injury

Under **normal operating conditions** and **abnormal operating conditions**, protection is used against thermally-cause pain. For such protection, a **basic safeguard** is interposed between a thermal energy source capable of causing pain and an **ordinary person**.

Under **normal operating conditions**, **abnormal operating conditions** and **single fault conditions**, protection is used against thermally-caused injury. For such protection, a **basic safeguard** and a **supplementary safeguard** are interposed between a thermal energy source capable of causing injury and an **ordinary person**.

The **basic safeguard** against a thermal energy source capable of causing pain or injury is thermal insulation placed between the energy source and a body part. In some cases, a **basic safeguard** against a thermal energy source capable of causing pain or injury may be an **instructional safeguard** identifying the hot parts and how to reduce the likelihood of injury. In some cases, a **basic safeguard** reduces the likelihood of a non-injurious thermal energy source from becoming a thermal energy source capable of causing pain or injury.

Examples of such **basic safeguards** are:

- control of electrical energy being converted to thermal energy (for example, a **thermostat**);
- heat sinking, etc.

The **supplementary safeguard** against a thermal energy source capable of causing injury is thermal insulation placed between the energy source and a body part. In some cases, a **supplementary safeguard** against a thermal energy source capable of causing pain or injury may be an **instructional safeguard** identifying the hot parts and how to reduce the likelihood of injury.

0.11 Radiation-caused injury

Radiation-caused injury within the scope of this document is generally attributed to one of the following energy transfer mechanisms:

- heating of a body organ caused by exposure to non-ionising radiation, such as the highly localised energy of a laser impinging on the retina; or
- auditory injury caused by over stimulation of the ear by excessive peaks or sustained loud sound, leading to physical or nerve damage; or
- X-radiation; or
- UV radiation.

Radiated energy is transferred by impingement of wave emission upon a body part.

The **basic safeguard** against radiation-caused injury is containment of the energy within an **enclosure** that is opaque to the radiated energy.

There are several **supplementary safeguards** against radiation-caused injury. The **supplementary safeguards** may include **safety interlocks** to disconnect power to the generator, tamper-proof screws to prevent unauthorized access, etc.

The **basic safeguard** against auditory injury is to limit the acoustic output of personal music players and their associated headphones and earphones.

Examples of **supplementary safeguards** against auditory pain and injury are the provision of warnings and information advising the user how to use the equipment correctly.

AUDIO/VIDEO, INFORMATION AND COMMUNICATION TECHNOLOGY EQUIPMENT –

Part 1: Safety requirements

1 Scope

This part of IEC 62368 is applicable to the safety of electrical and electronic equipment within the field of audio, video, information and communication technology, and business and office machines with a **rated voltage** not exceeding 600 V. This document does not include requirements for performance or functional characteristics of equipment.

NOTE 1 Examples of equipment within the scope of this document are given in Annex A.

NOTE 2 A **rated voltage** of 600 V is considered to include equipment rated 400/690 V.

This document is also applicable to:

- components and subassemblies intended for incorporation in this equipment. Such components and subassemblies need not comply with every requirement of this document, provided that the complete equipment, incorporating such components and subassemblies, does comply;
- external power supply units intended to supply other equipment within the scope of this document;
- accessories intended to be used with equipment within the scope of this document;
- large equipment installed in **restricted access areas**. For equipment having large machinery aspects, additional requirements may apply; and
- equipment to be used in tropical regions.

This document also includes requirements for audio/video, information and communication technology equipment intended to be installed in an **outdoor location**. The requirements for **outdoor equipment** also apply, where relevant, to **outdoor enclosures** suitable for direct installation in the field and supplied for housing audio/video, information and communication technology equipment to be installed in an **outdoor location**. See Annex Y for specific construction requirements not covered elsewhere in this document.

Each installation may have particular requirements. In addition, requirements for protection of the **outdoor equipment** against the effects of direct lightning strikes are not covered by this document.

NOTE 3 For information on this subject, see IEC 62305-1.

This document assumes a maximum altitude of 2 000 m unless otherwise specified by the manufacturer.

Additional requirements for equipment having the capability to supply DC power over commonly used communication cables, such as USB or Ethernet (PoE), are given in IEC 62368-3. IEC 62368-3 does not apply to:

- equipment supplying power using proprietary connectors; or
- equipment using a proprietary protocol for power selection.

This document specifies **safeguards** for **ordinary persons, instructed persons, and skilled persons**. Additional requirements may apply for equipment that is clearly designed or intended for use by children or specifically attractive to children.

NOTE 4 In Australia, the work conducted by an **instructed person** or a **skilled person** may require formal licensing from regulatory authorities.

NOTE 5 In Germany, in many cases a person may only be regarded as an **instructed person** or a **skilled person** if certain legal requirements are fulfilled.

This document does not apply to:

- equipment with non-self-contained hazardous moving parts, such as robotic equipment; and

NOTE 6 For requirements related to robotic equipment in an industrial environment, see IEC 60204-1, IEC 60204-11, ISO 10218-1 and ISO 10218-2.

- personal care robots, including mobile servant robots, physical assistant robots, and person carrier robots; and

NOTE 7 For requirements related to personal care robots, see ISO 13482.

- power supply systems that are not an integral part of the equipment, such as motor-generator sets, **battery** backup systems and distribution transformers.

This document does not address:

- manufacturing processes except for **routine tests**;
- injurious effects of gases released by thermal decomposition or combustion;
- disposal processes;
- effects of transport (other than as specified in this document);
- effects of storage of materials, components, or the equipment itself;
- the likelihood of injury from particulate radiation such as alpha particles and beta particles;
- the likelihood of thermal injury due to radiated or convected thermal energy;
- the likelihood of injury due to flammable liquids;
- the use of the equipment in oxygen-enriched or **explosive** atmospheres;
- exposure to chemicals other than as specified in Clause 7;
- electrostatic discharge events;
- exposure to electromagnetic fields;
- environmental aspects; or
- requirements for functional safety, except for those related to **work cells**.

NOTE 8 For specific functional and software safety requirements of electronic safety-related systems (for example, protective electronic circuits), see IEC 61508-1.

2 Normative references

The following documents are referred to in the text in such a way that some or all of their content constitutes requirements of this document. For dated references, only the edition cited applies. For undated references, the latest edition of the referenced document (including any amendments) applies.

IEC 60027-1, *Letter symbols to be used in electrical technology – Part 1: General*

IEC 60065, *Audio, video and similar electronic apparatus – Safety requirements*

IEC 60068-2-6, *Environmental testing – Part 2-6: Tests – Test Fc: Vibration (sinusoidal)*

IEC 60068-2-11, *Basic environmental testing procedures – Part 2-11: Tests – Test Ka: Salt mist*

IEC 60068-2-78, *Environmental testing – Part 2-78: Tests – Test Cab: Damp heat, steady state*

IEC 60073, *Basic and safety principles for man-machine interface, marking and identification – Coding principles for indicators and actuators*

IEC 60076-14, *Power transformers – Part 14: Liquid-immersed power transformers using high-temperature insulation materials*

IEC TR 60083, *Plugs and socket-outlets for domestic and similar general use standardized in member countries of IEC*

IEC 60085, *Electrical insulation – Thermal evaluation and designation*

IEC 60086-4, *Primary batteries – Part 4: Safety of lithium batteries*

IEC 60086-5, *Primary batteries – Part 5: Safety of batteries with aqueous electrolyte*

IEC 60107-1:1997, *Methods of measurement on receivers for television broadcast transmissions – Part 1: General considerations – Measurements at radio and video frequencies*

IEC 60112, *Method for the determination of the proof and the comparative tracking indices of solid insulating materials*

IEC 60127 (all parts), *Miniature fuses*

IEC 60227-1, *Polyvinyl chloride insulated cables of rated voltages up to and including 450/750 V – Part 1: General requirements*

IEC 60227-2:1997, *Polyvinyl chloride insulated cables of rated voltages up to and including 450/750 V – Part 2: Test methods*
IEC 60227-2:1997/AMD1:2003

IEC 60245-1, *Rubber insulated cables – Rated voltages up to and including 450/750 V – Part 1: General requirements*

IEC 60296, *Fluids for electrotechnical applications – Unused mineral insulating oils for transformers and switchgear*

IEC 60309 (all parts), *Plugs, socket-outlets and couplers for industrial purposes*

IEC 60317 (all parts), *Specifications for particular types of winding wires*

IEC 60317-0-7:2017, *Specifications for particular types of winding wires – Part 0-7: General requirements – Fully insulated (FIW) zero-defect enamelled round copper wire*

IEC 60317-43, *Specifications for particular types of winding wires – Part 43: Aromatic polyimide tape wrapped round copper wire, class 240*

IEC 60317-56, *Specifications for particular types of winding wires – Part 56: Solderable fully insulated (FIW) zero-defect polyurethane enamelled round copper wire, class 180*

IEC 60320 (all parts), *Appliance couplers for household and similar general purposes*

IEC 60320-1, *Appliance couplers for household and similar general purposes – Part 1: General requirements*

IEC 60332-1-2, *Tests on electric and optical fibre cables under fire conditions – Part 1-2: Test for vertical flame propagation for a single insulated wire or cable – Procedure for 1 kW pre-mixed flame*

IEC 60332-1-3, *Tests on electric and optical fibre cables under fire conditions – Part 1-3: Test for vertical flame propagation for a single insulated wire or cable – Procedure for determination of flaming droplets/particles*

IEC 60332-2-2, *Tests on electric and optical fibre cables under fire conditions – Part 2-2: Test for vertical flame propagation for a single small insulated wire or cable – Procedure for diffusion flame*

IEC 60384-14, *Fixed capacitors for use in electronic equipment – Part 14: Sectional specification: Fixed capacitors for electromagnetic interference suppression and connection to the supply mains*

IEC 60417, *Graphical symbols for use on equipment*, available from: <<http://www.graphical-symbols.info/equipment>>

IEC 60529, *Degrees of protection provided by enclosures (IP Code)*

IEC 60664-1:2007, *Insulation coordination for equipment within low-voltage systems – Part 1: Principles, requirements and tests*

IEC 60664-3, *Insulation coordination for equipment within low-voltage systems – Part 3: Use of coating, potting or moulding for protection against pollution*

IEC 60691:2015, *Thermal-links – Requirements and application guide*

IEC 60695-2-11, *Fire hazard testing – Part 2-11: Glowing/hot-wire based test methods – Glow-wire flammability test method for end-products (GWEPT)*

IEC 60695-10-2, *Fire hazard testing – Part 10-2: Abnormal heat – Ball pressure test method*

IEC 60695-10-3, *Fire hazard testing – Part 10-3: Abnormal heat – Mould stress relief distortion test*

IEC 60695-11-5:2016, *Fire hazard testing – Part 11-5: Test flames – Needle-flame test method – Apparatus, confirmatory test arrangement and guidance*

IEC 60695-11-10, *Fire hazard testing – Part 11-10: Test flames – 50 W horizontal and vertical flame test methods*

IEC 60695-11-20:2015, *Fire hazard testing – Part 11-20: Test flames – 500 W flame test methods*

IEC TS 60695-11-21, *Fire hazard testing – Part 11-21: Test flames – 500 W vertical flame test method for tubular polymeric materials*

IEC 60728-11:2016, *Cable networks for television signals, sound signals and interactive services – Part 11: Safety*

IEC 60730 (all parts), *Automatic electrical controls for household and similar use*

IEC 60730-1:2013, *Automatic electrical controls – Part 1: General requirements*

IEC 60738-1:2006, *Thermistors – Directly heated positive temperature coefficient – Part 1: Generic specification*

IEC 60747-5-5:2007, *Semiconductor devices – Discrete devices – Part 5-5: Optoelectronic devices – Photocouplers*
IEC 60747-5-5:2007/AMD1:2015

IEC 60825-1, *Safety of laser products – Part 1: Equipment classification and requirements*

IEC 60825-2, *Safety of laser products – Part 2: Safety of optical fibre communication systems (OFCS)*

IEC 60825-12, *Safety of laser products – Part 12: Safety of free space optical communication systems used for transmission of information*

IEC 60836, *Specifications for unused silicone insulating liquids for electrotechnical purposes*

IEC 60851-3:2009, *Winding wires – Test methods – Part 3: Mechanical properties*
IEC 60851-3:2009/AMD1:2013

IEC 60851-5:2008, *Winding wires – Test methods – Part 5: Electrical properties*
IEC 60851-5:2008/AMD1:2011

IEC 60884-1, *Plugs and socket-outlets for household and similar purposes – Part 1: General requirements*

IEC 60896-11, *Stationary lead-acid batteries – Part 11: Vented types – General requirements and methods of tests*

IEC 60896-21:2004, *Stationary lead-acid batteries – Part 21: Valve regulated types – Methods of test*

IEC 60896-22, *Stationary lead-acid batteries – Part 22: Valve regulated types – Requirements*

IEC 60906-1, *IEC system of plugs and socket-outlets for household and similar purposes – Part 1: Plugs and socket-outlets 16 A 250 V AC*

IEC 60906-2, *IEC system of plugs and socket-outlets for household and similar purposes – Part 2: Plugs and socket-outlets 15 A 125 V AC*

IEC 60947-1, *Low-voltage switchgear and controlgear – Part 1: General rules*

IEC 60947-5-5, *Low-voltage switchgear and controlgear – Part 5-5: Control circuit devices and switching elements – Electrical emergency stop device with mechanical latching function*

IEC 60950-1, *Information technology equipment – Safety – Part 1: General requirements*

IEC 60990:2016, *Methods of measurement of touch current and protective conductor current*

IEC 60998-1, *Connecting devices for low-voltage circuits for household and similar purposes – Part 1: General requirements*

IEC 60999-1, *Connecting devices – Electrical copper conductors – Safety requirements for screw-type and screwless-type clamping units – Part 1: General requirements and particular requirements for clamping units for conductors from 0,2 mm² up to 35 mm² (included)*

IEC 60999-2, *Connecting devices – Electrical copper conductors – Safety requirements for screw-type and screwless-type clamping units – Part 2: Particular requirements for clamping units for conductors above 35 mm² up to 300 mm² (included)*

IEC 61039, *Classification of insulating liquids*

IEC 61051-1, *Varistors for use in electronic equipment – Part 1: Generic specification*

IEC 61051-2:1991, *Varistors for use in electronic equipment – Part 2: Sectional specification for surge suppression varistors*
IEC 61051-2:1991/AMD1:2009

IEC 61056-1, *General purpose lead-acid batteries (valve-regulated types) – Part 1: General requirements, functional characteristics – Methods of test*

IEC 61056-2, *General purpose lead-acid batteries (valve-regulated types) – Part 2: Dimensions, terminals and marking*

IEC 61058-1:2016, *Switches for appliances – Part 1: General requirements*

IEC 61099, *Insulating liquids – Specifications for unused synthetic organic esters for electrical purposes*

IEC 61204-7, *Low-voltage power supplies – Part 7: Safety requirements*

IEC 61293, *Marking of electrical equipment with ratings related to electrical supply – Safety requirements*

IEC 61427 (all parts), *Secondary cells and batteries for renewable energy storage – General requirements and methods of test*

IEC TS 61430, *Secondary cells and batteries – Test methods for checking the performance of devices designed for reducing explosion hazards – Lead-acid starter batteries*

IEC 61434, *Secondary cells and batteries containing alkaline or other non-acid electrolytes – Guide to designation of current in alkaline secondary cell and battery standards*

IEC 61558-1:2017, *Safety of power transformers, power supplies, reactors and similar products – Part 1: General requirements and tests*

IEC 61558-2-16, *Safety of transformers, reactors, power supply units and similar products for voltages up to 1 100 V – Part 2-16: Particular requirements and tests for switch mode power supply units and transformers for switch mode power supply units*

IEC 61643-11:2011, *Low-voltage surge protective devices – Part 11: Surge protective devices connected to low-voltage power systems – Requirements and test methods*

IEC 61643-331:2017, *Components for low-voltage surge protective devices – Part 331: Performance requirements and test methods for metal oxide varistors (MOV)*

IEC 61810-1:2015, *Electromechanical elementary relays – Part 1: General and safety requirements*

IEC 61959, *Secondary cells and batteries containing alkaline or other non-acid electrolytes – Mechanical tests for sealed portable secondary cells and batteries*

IEC 61965, *Mechanical safety of cathode ray tubes*

IEC 61984, *Connectors – Safety requirements and tests*

IEC 62133 (all parts), *Secondary cells and batteries containing alkaline or other non-acid electrolytes – Safety requirements for portable sealed secondary cells, and for batteries made from them, for use in portable applications*

IEC 62133-1, *Secondary cells and batteries containing alkaline or other non-acid electrolytes – Safety requirements for portable sealed secondary cells, and for batteries made from them, for use in portable applications – Part 1: Nickel systems*

IEC 62133-2, *Secondary cells and batteries containing alkaline or other non-acid electrolytes – Safety requirements for portable sealed secondary lithium cells, and for batteries made from them, for use in portable applications – Part 2: Lithium systems*

IEC 62281, *Safety of primary and secondary lithium cells and batteries during transport*

IEC TS 62332-1, *Electrical insulation systems (EIS) – Thermal evaluation of combined liquid and solid components – Part 1: General requirements*

IEC 62440:2008, *Electric cables with a rated voltage not exceeding 450/750 V – Guide to use*

IEC 62471:2006, *Photobiological safety of lamps and lamp systems*

IEC 62471-5:2015, *Photobiological safety of lamps and lamp systems – Part 5: Image projectors*

IEC 62485-2, *Safety requirements for secondary batteries and battery installations – Part 2: Stationary batteries*

IEC 62619, *Secondary cells and batteries containing alkaline or other non-acid electrolytes – Safety requirements for secondary lithium cells and batteries, for use in industrial applications*

ISO 37, *Rubber, vulcanized or thermoplastic – Determination of tensile stress-strain properties*

ISO 178, *Plastics – Determination of flexural properties*

ISO 179-1, *Plastics – Determination of Charpy impact properties – Part 1: Non-instrumented impact test*

ISO 180, *Plastics – Determination of Izod impact strength*

ISO 306, *Plastics – Thermoplastic materials – Determination of Vicat softening temperature (VST)*

ISO 527 (all parts), *Plastics – Determination of tensile properties*

ISO 871, *Plastics – Determination of ignition temperature using a hot-air furnace*

ISO 1798, *Flexible cellular polymeric materials – Determination of tensile strength and elongation at break*

ISO 1817:2015, *Rubber, vulcanized or thermoplastic – Determination of the effect of liquids*

ISO 2719, *Determination of flash point – Pensky-Martens closed cup method*

ISO 3231, *Paints and varnishes – Determination of resistance to humid atmospheres containing sulfur dioxide*

ISO 3679, *Determination of flash no-flash and flash point – Rapid equilibrium closed cup method*

ISO 3864 (all parts), *Graphical symbols – Safety colours and safety signs*

ISO 3864-2, *Graphical symbols – Safety colours and safety signs – Part 2: Design principles for product safety labels*

ISO 4892-1, *Plastics – Methods of exposure to laboratory light sources – Part 1: General guidance*

ISO 4892-2, *Plastics – Methods of exposure to laboratory light sources – Part 2: Xenon-arc lamps*

ISO 4892-4, *Plastics – Methods of exposure to laboratory light sources – Part 4: Open-flame carbon-arc lamps*

ISO 7000, *Graphical symbols for use on equipment – Registered symbols*, available from: <http://www.graphical-symbols.info/equipment>

ISO 7010, *Graphical symbols – Safety colours and safety signs – Safety signs used in workplaces and public areas*

ISO 8256, *Plastics – Determination of tensile-impact strength*

ISO 9772, *Cellular plastics – Determination of horizontal burning characteristics of small specimens subjected to a small flame*

ISO 9773, *Plastics – Determination of burning behaviour of thin flexible vertical specimens in contact with a small-flame ignition source*

ISO 14993, *Corrosion of metals and alloys – Accelerated testing involving cyclic exposure to salt mist, “dry” and “wet” conditions*

ISO 21207, *Corrosion tests in artificial atmospheres – Accelerated corrosion tests involving alternate exposure to corrosion-promoting gases, neutral salt-spray and drying*

ASTM D412, *Standard Test Methods for Vulcanized Rubber and Thermoplastic Elastomers – Tension*

ASTM D471-98, *Standard Test Method for Rubber Property – Effect of Liquids*

ASTM D3574, *Standard Test Methods for Flexible Cellular Materials – Slab, Bonded, and Molded Urethane Foams*

EN 50332-1:2013, *Sound system equipment: Headphones and earphones associated with portable audio equipment – Maximum sound pressure level measurement methodology and limit considerations – Part 1: General method for “one package equipment”*

EN 50332-2, *Sound system equipment: Headphones and earphones associated with portable audio equipment – Maximum sound pressure level measurement methodology and limit considerations – Part 2: Matching of sets with headphones if either or both are offered separately*

EN 50332-3, *Sound system equipment: Headphones and earphones associated with personal music players – maximum sound pressure level measurement methodology – Part 3: Measurement method for sound dose management*

koniec náhľadu – text ďalej pokračuje v platenej verzii STN