

STN	Konektory pre elektronické zariadenia Požiadavky na výrobok Časť 8-101: Výkonové konektory Detailná špecifikácia pre 2P alebo 3P konektory plus 2P signálne tienené a uzatvorené konektory s plastovým krytom pre menovitý prúd 40 A	STN EN IEC 61076-8-101 35 4621
------------	---	--

Connectors for electrical and electronic equipment - Product requirements - Part 8-101: Power connectors - Detail specification for 2-pole or 3-pole power plus 2-pole signal shielded and sealed connectors with plastic housing for rated current of 40 A

Táto norma obsahuje anglickú verziu európskej normy.
This standard includes the English version of the European Standard.

Táto norma bola oznámená vo Vestníku ÚNMS SR č. 08/20

Obsahuje: EN IEC 61076-8-101:2020, IEC 61076-8-101:2020

131357

EUROPEAN STANDARD

EN IEC 61076-8-101

NORME EUROPÉENNE

EUROPÄISCHE NORM

May 2020

ICS 31.220.10

English Version

**Connectors for electrical and electronic equipment - Product requirements - Part 8-101: Power connectors - Detail specification for 2-pole or 3-pole power plus 2-pole signal shielded and sealed connectors with plastic housing for rated current of 40 A
(IEC 61076-8-101:2020)**

Connecteurs pour équipements électriques et électroniques
- Exigences de produit - Partie 8-101: Connecteurs électriques - Spécification particulière pour connecteurs blindés étanches à 2 pôles ou 3 pôles pour la transmission de puissance et à 2 pôles pour la transmission de données avec boîtier plastique pour courant assigné de 40 A
(IEC 61076-8-101:2020)

Steckverbinder für elektronische Einrichtungen -
Produktanforderungen - Teil 8-101:
Leistungssteckverbinder - Bauartspezifikation für gasdichte geschirmte Steckverbinder mit Kunststoffgehäuse mit 2P/3P Leistung plus 2P Signal für 40 A Bemessungsstrom
(IEC 61076-8-101:2020)

This European Standard was approved by CENELEC on 2020-05-14. CENELEC members are bound to comply with the CEN/CENELEC Internal Regulations which stipulate the conditions for giving this European Standard the status of a national standard without any alteration.

Up-to-date lists and bibliographical references concerning such national standards may be obtained on application to the CEN-CENELEC Management Centre or to any CENELEC member.

This European Standard exists in three official versions (English, French, German). A version in any other language made by translation under the responsibility of a CENELEC member into its own language and notified to the CEN-CENELEC Management Centre has the same status as the official versions.

CENELEC members are the national electrotechnical committees of Austria, Belgium, Bulgaria, Croatia, Cyprus, the Czech Republic, Denmark, Estonia, Finland, France, Germany, Greece, Hungary, Iceland, Ireland, Italy, Latvia, Lithuania, Luxembourg, Malta, the Netherlands, Norway, Poland, Portugal, Republic of North Macedonia, Romania, Serbia, Slovakia, Slovenia, Spain, Sweden, Switzerland, Turkey and the United Kingdom.



European Committee for Electrotechnical Standardization
Comité Européen de Normalisation Electrotechnique
Europäisches Komitee für Elektrotechnische Normung

CEN-CENELEC Management Centre: Rue de la Science 23, B-1040 Brussels

EN IEC 61076-8-101:2020 (E)**European foreword**

The text of document 48B/2784/FDIS, future edition 1 of IEC 61076-8-101, prepared by SC 48B "Electrical connectors" of IEC/TC 48 "Electrical connectors and mechanical structures for electrical and electronic equipment" was submitted to the IEC-CENELEC parallel vote and approved by CENELEC as EN IEC 61076-8-101:2020.

The following dates are fixed:

- latest date by which the document has to be implemented at national level by publication of an identical national standard or by endorsement (dop) 2021-02-14
- latest date by which the national standards conflicting with the document have to be withdrawn (dow) 2023-05-14

Attention is drawn to the possibility that some of the elements of this document may be the subject of patent rights. CENELEC shall not be held responsible for identifying any or all such patent rights.

Endorsement notice

The text of the International Standard IEC 61076-8-101:2020 was approved by CENELEC as a European Standard without any modification.

Annex ZA (normative)

Normative references to international publications with their corresponding European publications

The following documents are referred to in the text in such a way that some or all of their content constitutes requirements of this document. For dated references, only the edition cited applies. For undated references, the latest edition of the referenced document (including any amendments) applies.

NOTE 1 Where an International Publication has been modified by common modifications, indicated by (mod), the relevant EN/HD applies.

NOTE 2 Up-to-date information on the latest versions of the European Standards listed in this annex is available here: www.cenelec.eu.

<u>Publication</u>	<u>Year</u>	<u>Title</u>	<u>EN/HD</u>	<u>Year</u>
IEC 60050-581	2008	International Electrotechnical Vocabulary - Part 581: Electromechanical components for electronic equipment	-	-
IEC 60068-1	-	Environmental testing - Part 1: General and guidance	EN 60068-1	-
IEC 60228	2004	Conductors of insulated cables	EN 60228 + corrigendum	2005 2005-05
IEC 60352-1	-	Solderless connections - Part 1: Wrapped connections - General requirements, test methods and practical guidance	EN 60352-1	-
IEC 60352-2	-	Solderless connections - Part 2: Crimped connections - General requirements, test methods and practical guidance	EN 60352-2	-
IEC 60352-3	-	Solderless connections - Part 3: Accessible insulation displacement (ID) connections - General requirements, test methods and practical guidance	-	-
IEC 60352-4	-	Solderless connections - Part 4: Non-accessible insulation displacement (ID) connections - General requirements, test methods and practical guidance	-	-
IEC 60352-5	-	Solderless connections - Part 5: Press-in connections - General requirements, test methods and practical guidance	-	-

EN IEC 61076-8-101:2020 (E)

IEC 60352-6	-	Solderless connections - Part 6: Insulation piercing connections - General requirements, test methods and practical guidance	-	-
IEC 60352-7	-	Solderless connections - Part 7: Spring clamp connections - General requirements, test methods and practical guidance	-	-
IEC 60512-1-1	-	Connectors for electronic equipment - Tests and measurements - Part 1-1: General examination - Test 1a: Visual examination	EN 60512-1-1	-
IEC 60512-1-2	-	Connectors for electronic equipment - Tests and measurements - Part 1-2: General examination - Test 1b: Examination of dimension and mass	EN 60512-1-2	-
IEC 60512-2-1	-	Connectors for electronic equipment - Tests and measurements - Part 2-1: Electrical continuity and contact resistance tests - Test 2a: Contact resistance - Millivolt level method	EN 60512-2-1	-
IEC 60512-2-2	-	Connectors for electronic equipment - Tests and measurements - Part 2-2: Electrical continuity and contact resistance tests - Test 2b: Contact resistance - Specified test current method	EN 60512-2-2	-
IEC 60512-2-5	-	Connectors for electronic equipment - Tests and measurements - Part 2-5: Electrical continuity and contact resistance tests - Test 2e: Contact disturbance	EN 60512-2-5	-
IEC 60512-2-6	-	Connectors for electronic equipment - Tests and measurements - Part 2-6: Electrical continuity and contact resistance tests - Test 2f: Housing (shell) electrical continuity	EN 60512-2-6	-
IEC 60512-3-1	-	Connectors for electronic equipment - Tests and measurements - Part 3-1: Insulation tests - Test 3a: Insulation resistance	EN 60512-3-1	-
IEC 60512-4-1	-	Connectors for electronic equipment - Tests and measurements - Part 4-1: Voltage stress tests - Test 4a: Voltage proof	EN 60512-4-1	-
IEC 60512-5-1	-	Connectors for electronic equipment - Tests and measurements - Part 5-1: Current-carrying capacity tests - Test 5a: Temperature rise	EN 60512-5-1	-
IEC 60512-5-2	-	Connectors for electronic equipment - Tests and measurements - Part 5-2: Current-carrying capacity tests - Test 5b: Current-temperature derating	EN 60512-5-2	-

EN IEC 61076-8-101:2020 (E)

IEC 60512-6-3	-	Connectors for electronic equipment - Tests and measurements - Part 6-3: Dynamic stress tests - Test 6c: Shock	EN 60512-6-3	-
IEC 60512-6-4	-	Connectors for electronic equipment - Tests and measurements - Part 6-4: Dynamic stress tests - Test 6d: Vibration (sinusoidal)	EN 60512-6-4	-
IEC 60512-7-1	-	Connectors for electronic equipment - Tests and measurements - Part 7-1: Impact tests (free connectors) - Test 7a: Free fall (repeated)	EN 60512-7-1	-
IEC 60512-9-1	-	Connectors for electronic equipment - Tests and measurements - Part 9-1: Endurance tests - Test 9a: Mechanical operation	EN 60512-9-1	-
IEC 60512-9-2	-	Connectors for electronic equipment - Tests and measurements - Part 9-2: Endurance tests - Test 9b: Electrical load and temperature	EN 60512-9-2	-
IEC 60512-11-1	-	Connectors for electrical and electronic equipment - Tests and measurements - Part 11-1: Climatic tests - Test 11a - Climatic sequence	EN IEC 60512-11-1	-
IEC 60512-11-3	-	Connectors for electronic equipment - Tests and measurements - Part 11-3: Climatic tests - Test 11c: Damp heat, steady state	EN 60512-11-3	-
IEC 60512-11-4	-	Connectors for electronic equipment - Tests and measurements - Part 11-4: Climatic tests - Test 11d: Rapid change of temperature	EN 60512-11-4	-
IEC 60512-11-6	-	Connectors for electronic equipment - Tests and measurements - Part 11-6: Climatic tests - Test 11f: Corrosion, salt mist	EN 60512-11-6	-
IEC 60512-11-9	-	Connectors for electronic equipment - Tests and measurements - Part 11-9: Climatic tests - Test 11i: Dry heat	EN 60512-11-9	-
IEC 60512-11-10	-	Connectors for electronic equipment - Tests and measurements - Part 11-10: Climatic tests - Test 11j: Cold	EN 60512-11-10	-
IEC 60512-11-11	-	Connectors for electronic equipment - Tests and measurements - Part 11-11: Climatic tests - Test 11k: Low air pressure	EN 60512-11-11	-
IEC 60512-11-12	-	Connectors for electronic equipment - Tests and measurements - Part 11-12: Climatic tests - Test 11m: Damp heat, cyclic	EN 60512-11-12	-

EN IEC 61076-8-101:2020 (E)

IEC 60512-13-1	-	Connectors for electronic equipment - Tests and measurements - Part 13-1: Mechanical operation tests - Test 13a: Engaging and separating forces	EN 60512-13-1	-
IEC 60512-13-5	-	Connectors for electronic equipment - Tests and measurements - Part 13-5: Mechanical operation tests - Test 13e: Polarizing and keying method	EN 60512-13-5	-
IEC 60512-15-1	-	Connectors for electronic equipment - Tests and measurements - Part 15-1: Connector tests (mechanical) - Test 15a: Contact retention in insert	EN 60512-15-1	-
IEC 60512-15-6	-	Connectors for electronic equipment - Tests and measurements - Part 15-6: Connector tests (mechanical) - Test 15f: Effectiveness of connector coupling devices	EN 60512-15-6	-
IEC 60512-16-5	-	Connectors for electronic equipment - Tests and measurements - Part 16-5: Mechanical tests on contacts and terminations - Test 16e: Gauge retention force (resilient contacts)	EN 60512-16-5	-
IEC 60529	1989	Degrees of protection provided by enclosures (IP Code)	EN 60529	1991
			+ corrigendum	1993-05
IEC 60695-2-11	2014	Fire hazard testing - Part 2-11: Glowing/hot-wire based test methods - Glow-wire flammability test method for end-products (GWEPT)	EN 60695-2-11	2014
IEC 60999-1	-	Connecting devices - Electrical copper conductors - Safety requirements for screw-type and screwless-type clamping units - Part 1: General requirements and particular requirements for clamping units for conductors from 0,2 mm ² up to 35 mm ² (included)	EN 60999-1	-
IEC 60999-2	-	Connecting devices - Electrical copper conductors - Safety requirements for screw-type and screwless-type clamping units - Part 2: Particular requirements for clamping units for conductors above 35 mm ² up to 300 mm ² (included)	EN 60999-2	-
IEC 61076-1	-	Connectors for electronic equipment - Product requirements - Part 1: Generic specification	EN 61076-1	-
IEC 61984	2008	Connectors - Safety requirements and tests	EN 61984	2009

EN IEC 61076-8-101:2020 (E)

IEC 62430	2019	Environmentally conscious design (ECD) - Principles, requirements and guidance	EN IEC 62430	2019
IEC Guide 109	-	Environmental aspects - Inclusion in electrotechnical product standards	-	-
ISO 1302	2002	Geometrical Product Specifications (GPS) - Indication of surface texture in technical product documentation	EN ISO 1302	2002
ISO 6508-1	2015	Metallic materials - Rockwell hardness test - Part 1: Test method	-	-
ISO 11469	2016	Plastics - Generic identification and marking of plastics products	EN ISO 11469	2016



IEC 61076-8-101

Edition 1.0 2020-04

INTERNATIONAL STANDARD

NORME INTERNATIONALE

Connectors for electrical and electronic equipment – Product requirements – Part 8-101: Power connectors – Detail specification for 2-pole or 3-pole power plus 2-pole signal shielded and sealed connectors with plastic housing for rated current of 40 A

Connecteurs pour équipements électriques et électroniques – Exigences de produit –

Partie 8-101: Connecteurs électriques – Spécification particulière pour connecteurs blindés étanches à 2 pôles ou 3 pôles pour la transmission de puissance et à 2 pôles pour la transmission de données avec boîtier plastique pour courant assigné de 40 A

**THIS PUBLICATION IS COPYRIGHT PROTECTED****Copyright © 2020 IEC, Geneva, Switzerland**

All rights reserved. Unless otherwise specified, no part of this publication may be reproduced or utilized in any form or by any means, electronic or mechanical, including photocopying and microfilm, without permission in writing from either IEC or IEC's member National Committee in the country of the requester. If you have any questions about IEC copyright or have an enquiry about obtaining additional rights to this publication, please contact the address below or your local IEC member National Committee for further information.

Droits de reproduction réservés. Sauf indication contraire, aucune partie de cette publication ne peut être reproduite ni utilisée sous quelque forme que ce soit et par aucun procédé, électronique ou mécanique, y compris la photocopie et les microfilms, sans l'accord écrit de l'IEC ou du Comité national de l'IEC du pays du demandeur. Si vous avez des questions sur le copyright de l'IEC ou si vous désirez obtenir des droits supplémentaires sur cette publication, utilisez les coordonnées ci-après ou contactez le Comité national de l'IEC de votre pays de résidence.

IEC Central Office
3, rue de Varembe
CH-1211 Geneva 20
Switzerland

Tel.: +41 22 919 02 11
info@iec.ch
www.iec.ch

About the IEC

The International Electrotechnical Commission (IEC) is the leading global organization that prepares and publishes International Standards for all electrical, electronic and related technologies.

About IEC publications

The technical content of IEC publications is kept under constant review by the IEC. Please make sure that you have the latest edition, a corrigendum or an amendment might have been published.

IEC publications search - webstore.iec.ch/advsearchform

The advanced search enables to find IEC publications by a variety of criteria (reference number, text, technical committee,...). It also gives information on projects, replaced and withdrawn publications.

IEC Just Published - webstore.iec.ch/justpublished

Stay up to date on all new IEC publications. Just Published details all new publications released. Available online and once a month by email.

IEC Customer Service Centre - webstore.iec.ch/csc

If you wish to give us your feedback on this publication or need further assistance, please contact the Customer Service Centre: sales@iec.ch.

Electropedia - www.electropedia.org

The world's leading online dictionary on electrotechnology, containing more than 22 000 terminological entries in English and French, with equivalent terms in 16 additional languages. Also known as the International Electrotechnical Vocabulary (IEV) online.

IEC Glossary - std.iec.ch/glossary

67 000 electrotechnical terminology entries in English and French extracted from the Terms and Definitions clause of IEC publications issued since 2002. Some entries have been collected from earlier publications of IEC TC 37, 77, 86 and CISPR.

A propos de l'IEC

La Commission Electrotechnique Internationale (IEC) est la première organisation mondiale qui élabore et publie des Normes internationales pour tout ce qui a trait à l'électricité, à l'électronique et aux technologies apparentées.

A propos des publications IEC

Le contenu technique des publications IEC est constamment revu. Veuillez vous assurer que vous possédez l'édition la plus récente, un corrigendum ou amendement peut avoir été publié.

Recherche de publications IEC -**webstore.iec.ch/advsearchform**

La recherche avancée permet de trouver des publications IEC en utilisant différents critères (numéro de référence, texte, comité d'études,...). Elle donne aussi des informations sur les projets et les publications remplacées ou retirées.

IEC Just Published - webstore.iec.ch/justpublished

Restez informé sur les nouvelles publications IEC. Just Published détaille les nouvelles publications parues. Disponible en ligne et une fois par mois par email.

Service Clients - webstore.iec.ch/csc

Si vous désirez nous donner des commentaires sur cette publication ou si vous avez des questions contactez-nous: sales@iec.ch.

Electropedia - www.electropedia.org

Le premier dictionnaire d'électrotechnologie en ligne au monde, avec plus de 22 000 articles terminologiques en anglais et en français, ainsi que les termes équivalents dans 16 langues additionnelles. Egalement appelé Vocabulaire Electrotechnique International (IEV) en ligne.

Glossaire IEC - std.iec.ch/glossary

67 000 entrées terminologiques électrotechniques, en anglais et en français, extraites des articles Termes et Définitions des publications IEC parues depuis 2002. Plus certaines entrées antérieures extraites des publications des CE 37, 77, 86 et CISPR de l'IEC.



IEC 61076-8-101

Edition 1.0 2020-04

INTERNATIONAL STANDARD

NORME INTERNATIONALE

Connectors for electrical and electronic equipment – Product requirements – Part 8-101: Power connectors – Detail specification for 2-pole or 3-pole power plus 2-pole signal shielded and sealed connectors with plastic housing for rated current of 40 A

Connecteurs pour équipements électriques et électroniques – Exigences de produit – Partie 8-101: Connecteurs électriques – Spécification particulière pour connecteurs blindés étanches à 2 pôles ou 3 pôles pour la transmission de puissance et à 2 pôles pour la transmission de données avec boîtier plastique pour courant assigné de 40 A

INTERNATIONAL
ELECTROTECHNICAL
COMMISSION

COMMISSION
ELECTROTECHNIQUE
INTERNATIONALE

ICS 31.220.10

ISBN 978-2-8322-8041-6

**Warning! Make sure that you obtained this publication from an authorized distributor.
Attention! Veuillez vous assurer que vous avez obtenu cette publication via un distributeur agréé.**

CONTENTS

FOREWORD.....	5
1 Scope.....	8
2 Normative references	8
3 Terms and definitions	11
4 Technical information	11
4.1 Recommended method of termination	11
4.1.1 General	11
4.1.2 Number of contacts and contact cavities	11
4.2 Ratings and characteristics	11
4.3 Systems of levels	11
4.3.1 Performance levels	11
4.3.2 Compatibility levels	12
4.4 Classification into climatic categories	12
4.5 Clearance and creepage distance	12
4.6 Current-carrying capacity	12
4.7 Marking.....	12
5 Dimensional information	12
5.1 General.....	12
5.2 Isometric view and common features	13
5.2.1 General	13
5.2.2 Isometric view of free connectors.....	13
5.2.3 Isometric view of fixed connectors	13
5.3 Engagement (mating) information	13
5.3.1 Engagement (mating) direction	13
5.3.2 Perpendicular to the engaging (mating) direction	13
5.3.3 Inclination.....	13
5.4 Fixed connectors	14
5.4.1 General	14
5.4.2 Dimensions.....	14
5.4.3 Terminations.....	17
5.5 Free connectors	17
5.5.1 General	17
5.5.2 Dimensions.....	18
5.5.3 Terminations.....	21
5.6 Accessories	21
5.7 Mounting information for connectors	21
5.8 Gauges – Sizing gauges and retention force gauges.....	21
6 Technical characteristics	22
6.1 Classification into climatic categories.....	22
6.2 Electrical characteristics	22
6.2.1 Clearance and creepage distance.....	22
6.2.2 Voltage proof.....	22
6.2.3 Contact resistance	23
6.2.4 Housing (shell) electrical continuity.....	23
6.2.5 Insulation resistance.....	23
6.2.6 Temperature rise	24

6.2.7	Electrical load and temperature	24
6.3	Mechanical characteristics	24
6.3.1	Mechanical operation.....	24
6.3.2	Effectiveness of connector coupling devices	24
6.3.3	Gauge retention force (resilient contact)	25
6.3.4	Engaging and separating forces.....	25
6.3.5	Contact retention in insert.....	25
6.3.6	Polarizing and keying method	25
6.4	Dynamic stress test.....	25
6.4.1	Vibration (sine)	25
6.4.2	Shock	26
6.4.3	Free fall (repeated).....	26
6.4.4	IP degree of protection	26
6.4.5	Glow-wire flammability test method for end-products (GWEPT)	26
6.5	Climatic test.....	26
6.5.1	Damp heat, steady state	26
6.5.2	Rapid change of temperature.....	27
6.5.3	Corrosion, salt mist.....	27
6.5.4	Dry heat	27
6.5.5	Cold.....	27
6.5.6	Low air pressure	27
6.6	Environmental aspects.....	27
6.6.1	Marking of insulation material (plastic).....	27
6.6.2	Design/use of material	28
7	Test schedule	28
7.1	General.....	28
7.2	Test schedules.....	28
7.2.1	Basic (minimum) test schedule	28
7.2.2	Full test schedule	28
7.3	Test procedures and measurement methods.....	38
7.4	Pre-conditioning.....	38
7.5	Wiring and mounting of test specimens	38
7.5.1	Wiring.....	38
7.5.2	Mounting	38
	Figure 1 – 2-pole and 3-pole free connector.....	13
	Figure 2 – 2-pole and 3-pole fixed connector	13
	Figure 3 – 2-pole 40 A fixed connector.....	14
	Figure 4 – 3-pole 40 A fixed connector.....	15
	Figure 5 – Fixed connector codings	16
	Figure 6 – 2-pole 40 A free connector	18
	Figure 7 – 3-pole 40 A free connector	19
	Figure 8 – Free connector codings	20
	Figure 9 – Gauge for signal contact	21
	Figure 10 – Gauge for power contact	22
	Table 1 – Climatic categories.....	12

Table 2 – 2-pole 40 A fixed connector dimensions	14
Table 3 – 3-pole 40 A fixed connector dimensions	15
Table 4 – Fixed connector codings dimensions	17
Table 5 – 2-pole 40 A free connector dimensions.....	18
Table 6 – 3-pole 40 A free connector dimensions.....	19
Table 7 – Free connector codings dimensions	21
Table 8 – Gauge dimensions.....	22
Table 9 – Voltage proof.....	23
Table 10 – Vibration.....	26
Table 11 – Number of test specimens	28
Table 12 – Test group P	29
Table 13 – Test group AP	30
Table 14 – Test group BP	31
Table 15 – Test group CP	33
Table 16 – Test group DP	34
Table 17– Test group EP	35
Table 18 – Test group GP	36
Table 19 – Test group JP	36
Table 20 – Test group KP	37

INTERNATIONAL ELECTROTECHNICAL COMMISSION

**CONNECTORS FOR ELECTRICAL AND ELECTRONIC EQUIPMENT –
PRODUCT REQUIREMENTS –****Part 8-101: Power connectors – Detail specification for 2-pole or 3-pole
power plus 2-pole signal shielded and sealed connectors with plastic
housing for rated current of 40 A**

FOREWORD

- 1) The International Electrotechnical Commission (IEC) is a worldwide organization for standardization comprising all national electrotechnical committees (IEC National Committees). The object of IEC is to promote international co-operation on all questions concerning standardization in the electrical and electronic fields. To this end and in addition to other activities, IEC publishes International Standards, Technical Specifications, Technical Reports, Publicly Available Specifications (PAS) and Guides (hereafter referred to as "IEC Publication(s)"). Their preparation is entrusted to technical committees; any IEC National Committee interested in the subject dealt with may participate in this preparatory work. International, governmental and non-governmental organizations liaising with the IEC also participate in this preparation. IEC collaborates closely with the International Organization for Standardization (ISO) in accordance with conditions determined by agreement between the two organizations.
- 2) The formal decisions or agreements of IEC on technical matters express, as nearly as possible, an international consensus of opinion on the relevant subjects since each technical committee has representation from all interested IEC National Committees.
- 3) IEC Publications have the form of recommendations for international use and are accepted by IEC National Committees in that sense. While all reasonable efforts are made to ensure that the technical content of IEC Publications is accurate, IEC cannot be held responsible for the way in which they are used or for any misinterpretation by any end user.
- 4) In order to promote international uniformity, IEC National Committees undertake to apply IEC Publications transparently to the maximum extent possible in their national and regional publications. Any divergence between any IEC Publication and the corresponding national or regional publication shall be clearly indicated in the latter.
- 5) IEC itself does not provide any attestation of conformity. Independent certification bodies provide conformity assessment services and, in some areas, access to IEC marks of conformity. IEC is not responsible for any services carried out by independent certification bodies.
- 6) All users should ensure that they have the latest edition of this publication.
- 7) No liability shall attach to IEC or its directors, employees, servants or agents including individual experts and members of its technical committees and IEC National Committees for any personal injury, property damage or other damage of any nature whatsoever, whether direct or indirect, or for costs (including legal fees) and expenses arising out of the publication, use of, or reliance upon, this IEC Publication or any other IEC Publications.
- 8) Attention is drawn to the Normative references cited in this publication. Use of the referenced publications is indispensable for the correct application of this publication.
- 9) Attention is drawn to the possibility that some of the elements of this IEC Publication may be the subject of patent rights. IEC shall not be held responsible for identifying any or all such patent rights.

International Standard IEC 61076-8-101 has been prepared by subcommittee 48B: Electrical connectors, of IEC technical committee 48: Electrical connectors and mechanical structures for electrical and electronic equipment.

The text of this standard is based on the following documents:

FDIS	Report on voting
48B/2784/FDIS	48B/2801/RVD

Full information on the voting for the approval of this standard can be found in the report on voting indicated in the above table.

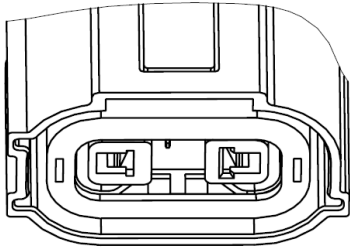
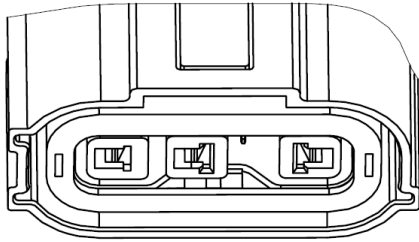
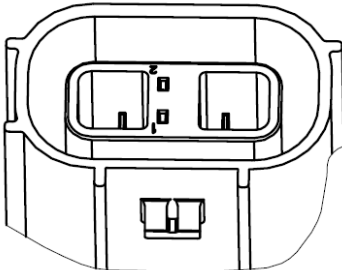
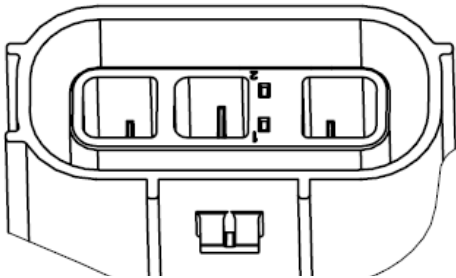
This publication has been drafted in accordance with the ISO/IEC Directives, Part 2.

A list of all parts in the IEC 61076 series, published under the general title *Connectors for electrical and electronic equipment – Product requirements*, can be found on the IEC website.

Future standards in this series will carry the new general title as cited above. Titles of existing standards in this series will be updated at the time of the next edition.

The committee has decided that the contents of this publication will remain unchanged until the stability date indicated on the IEC web site under "<http://webstore.iec.ch>" in the data related to the specific publication. At this date, the publication will be

- reconfirmed,
- withdrawn,
- replaced by a revised edition, or
- amended.

The International Electrotechnical Commission IEC SC 48B—Electrical connectors		IEC 61076-8-101 Ed. 1
Detail specification in accordance with IEC 61076-1		
Free connector	 <p>2-pole 40 A free connector</p>	<p>For rated current of 40 A d.c.;</p> <p>2-pole;</p> <p>Female contact for power;</p> <p>First break last make male signal contact;</p> <p>Straight insertion and withdrawal;</p> <p>360° shielding;</p> <p>Four codings.</p>
	 <p>3-pole 40 A free connector</p>	<p>For rated current of 40 A a.c.;</p> <p>3-pole;</p> <p>Female contact for power;</p> <p>First break last make male signal contact;</p> <p>Straight insertion and withdrawal;</p> <p>360° shielding;</p> <p>Four codings.</p>
Fixed connector	 <p>2-pole 40 A fixed connector</p>	<p>For rated current of 40 A d.c.;</p> <p>2-pole;</p> <p>Female contact for signal;</p> <p>Male contact for power;</p> <p>Straight insertion and withdrawal;</p> <p>360° shielding;</p> <p>Four codings.</p>
	 <p>3-pole 40 A fixed connector</p>	<p>For rated current of 40 A a.c.;</p> <p>3-pole;</p> <p>Female contact for signal;</p> <p>Male contact for power;</p> <p>Straight insertion and withdrawal;</p> <p>360° shielding;</p> <p>Four codings.</p>

CONNECTORS FOR ELECTRICAL AND ELECTRONIC EQUIPMENT – PRODUCT REQUIREMENTS –

Part 8-101: Power connectors – Detail specification for 2-pole or 3-pole power plus 2-pole signal shielded and sealed connectors with plastic housing for rated current of 40 A

1 Scope

This part of IEC 61076 describes 2-pole or 3-pole power plus 2-pole signal shielded and sealed connectors with plastic housing (hereinafter referred to as a connector) for electrical and electronic equipment, including overall dimensions, interface dimensions, technical characteristics, performance requirements and test methods.

This document is applicable to electrical connectors with sealing and shielding requirements meeting this document, with a rated voltage up to and including 750 V a.c. or 1 000 V d.c. and a current rating of 40 A, in the field of electrical and electronic equipment.

2 Normative references

The following documents are referred to in the text in such a way that some or all of their content constitutes requirements of this document. For dated references, only the edition cited applies. For undated references, the latest edition of the referenced document (including any amendments) applies.

IEC 60050-581:2008, *International Electrotechnical Vocabulary (IEV) – Part 581: Electromechanical components for electronic equipment*

IEC 60068-1, *Environmental testing – Part 1: General and guidance*

IEC 60228:2004, *Conductors of insulated cables*

IEC 60352-1, *Solderless connections – Part 1: Wrapped connections – General requirements, test methods and practical guidance*

IEC 60352-2, *Solderless connections – Part 2: Crimped connections – General requirements, test methods and practical guidance*

IEC 60352-3, *Solderless connections – Part 3: Solderless accessible insulation displacement connections – General requirements, test methods and practical guidance*

IEC 60352-4, *Solderless connections – Part 4: Solderless non-accessible insulation displacement connections – General requirements, test methods and practical guidance*

IEC 60352-5, *Solderless connections – Part 5: Press-in connections – General requirements, test methods and practical guidance*

IEC 60352-6, *Solderless connections – Part 6: Insulation piercing connections – General requirements, test methods and practical guidance*

IEC 60352-7, *Solderless connections – Part 7: Spring clamp connections – General requirements, test methods and practical guidance*

IEC 60512-1-1, *Connectors for electronic equipment – Tests and measurements – Part 1-1: General examination – Test 1a: Visual examination*

IEC 60512-1-2, *Connectors for electronic equipment – Tests and measurements – Part 1-2: General examination – Test 1b: Examination of dimension and mass*

IEC 60512-2-1, *Connectors for electronic equipment – Tests and measurements – Part 2-1: Electrical continuity and contact resistance tests – Test 2a: Contact resistance – Millivolt level method*

IEC 60512-2-2, *Connectors for electronic equipment – Tests and measurements – Part 2-2: Electrical continuity and contact resistance tests – Test 2b: Contact resistance – Specified test current method*

IEC 60512-2-5, *Connectors for electronic equipment – Tests and measurements – Part 2-5: Electrical continuity and contact resistance tests – Test 2e: Contact disturbance*

IEC 60512-2-6, *Connectors for electronic equipment – Tests and measurements – Part 2-6: Electrical continuity and contact resistance tests – Test 2f: Housing (shell) electrical continuity*

IEC 60512-3-1, *Connectors for electronic equipment – Tests and measurements – Part 3-1: Insulation tests – Test 3a: Insulation resistance*

IEC 60512-4-1, *Connectors for electronic equipment – Tests and measurements – Part 4-1: Voltage stress tests – Test 4a: Voltage proof*

IEC 60512-5-1, *Connectors for electronic equipment – Tests and measurements – Part 5-1: Current-carrying capacity tests – Test 5a: Temperature rise*

IEC 60512-5-2, *Connectors for electronic equipment – Tests and measurements – Part 5-2: Current-carrying capacity tests – Test 5b: Current-temperature derating*

IEC 60512-6-3, *Connectors for electronic equipment – Tests and measurements – Part 6-3: Dynamic stress tests – Test 6c: Shock*

IEC 60512-6-4, *Connectors for electronic equipment – Tests and measurements – Part 6-4: Dynamic stress tests – Test 6d: Vibration (sinusoidal)*

IEC 60512-7-1, *Connectors for electronic equipment – Tests and measurements – Part 7-1: Impact tests (free connectors) – Test 7a: Free fall (repeated)*

IEC 60512-9-1, *Connectors for electronic equipment – Tests and measurements – Part 9-1: Endurance tests – Test 9a: Mechanical operation*

IEC 60512-9-2, *Connectors for electronic equipment – Tests and measurements – Part 9-2: Endurance tests – Test 9b: Electrical load and temperature*

IEC 60512-11-1, *Connectors for electrical and electronic equipment – Tests and measurements – Part 11-1: Climatic tests – Test 11a: Climatic sequence*

IEC 60512-11-3, *Connectors for electronic equipment – Tests and measurements – Part 11-3: Climatic tests – Test 11c: Damp heat, steady state*

IEC 60512-11-4, *Connectors for electronic equipment – Tests and measurements – Part 11-4: Climatic tests – Test 11d: Rapid change of temperature*

IEC 60512-11-6, *Connectors for electronic equipment – Tests and measurements – Part 11-6: Climatic tests – Test 11f: Corrosion, salt mist*

IEC 60512-11-9, *Connectors for electronic equipment – Tests and measurements – Part 11-9: Climatic tests – Test 11i: Dry heat*

IEC 60512-11-10, *Connectors for electronic equipment – Tests and measurements – Part 11-10: Climatic tests – Test 11j: Cold*

IEC 60512-11-11, *Connectors for electronic equipment – Tests and measurements – Part 11-11: Climatic tests – Test 11k: Low air pressure*

IEC 60512-11-12, *Connectors for electronic equipment – Tests and measurements – Part 11-12: Climatic tests – Test 11m: Damp heat, cyclic*

IEC 60512-13-1, *Connectors for electronic equipment – Tests and measurements – Part 13-1: Mechanical operation tests – Test 13a: Engaging and separating forces*

IEC 60512-13-5, *Connectors for electronic equipment – Tests and measurements – Part 13-5: Mechanical operation tests – Test 13e: Polarizing and keying method*

IEC 60512-15-1, *Connectors for electronic equipment – Tests and measurements – Part 15-1: Connector tests (mechanical) – Test 15a: Contact retention in insert*

IEC 60512-15-6, *Connectors for electronic equipment – Tests and measurements – Part 15-6: Connector tests (mechanical) – Test 15f: Effectiveness of connector coupling devices*

IEC 60512-16-5, *Connectors for electronic equipment – Tests and measurements – Part 16-5: Mechanical tests on contacts and terminations – Test 16e: Gauge retention force (resilient contacts)*

IEC 60529:1989, *Degrees of protection provided by enclosures (IP code)*

IEC 60695-2-11:2014, *Fire hazard testing – Part 2-11: Glowing/hot-wire based test methods – Glow-wire flammability test method for end-products (GWEPT)*

IEC 60999-1, *Connecting devices – Electrical copper conductors – Safety requirements for screw-type and screwless-type clamping units – Part 1: General requirements and particular requirements for clamping units for conductors from 0,2 mm² up to 35 mm² (included)*

IEC 60999-2, *Connecting devices – Electrical copper conductors – Safety requirements for screw-type and screwless-type clamping units – Part 2: Particular requirements for clamping units for conductors above 35 mm² up to 300 mm² (included)*

IEC 61076-1:2006, *Connectors for electronic equipment – Part 1: Generic specification*

IEC 61984:2008, *Connectors – Safety requirements and tests*

IEC 62430:2019, *Environmentally conscious design (ECD) – Principles, requirements and guidance*

IEC Guide 109, *Environmental aspects – Inclusion in electrotechnical product standards*

ISO 1302:2002, *Geometrical Product Specifications (GPS) – Indication of surface texture in technical product documentation*

IEC 61076-8-101:2020 © IEC 2020

– 11 –

ISO 6508-1:2015, *Metallic materials – Rockwell hardness test – Part 1: Test method*

ISO 11469:2016, *Plastics – Generic identification and marking of plastics products*

koniec náhľadu – text ďalej pokračuje v platenej verzii STN