

STN	Priemyselné komunikačné siete Profily Časť 3: Funkčná bezpečnosť prevádzkových zberníc Všeobecné pravidlá a definície profilov	STN EN IEC 61784-3 18 4020
------------	---	--

Industrial communication networks - Profiles - Part 3: Functional safety fieldbuses - General rules and profile definitions

Táto norma obsahuje anglickú verziu európskej normy.
This standard includes the English version of the European Standard.

Táto norma bola oznámená vo Vestníku ÚNMS SR č. 06/21

Obsahuje: EN IEC 61784-3:2021, IEC 61784-3:2021

Oznámením tejto normy sa od 23.03.2024 ruší
STN EN 61784-3 (18 4020) z marca 2017

132880

EUROPEAN STANDARD

EN IEC 61784-3

NORME EUROPÉENNE

EUROPÄISCHE NORM

March 2021

ICS 25.040.40; 35.100.05

Supersedes EN 61784-3:2016 and all of its amendments
and corrigenda (if any)

English Version

**Industrial communication networks - Profiles - Part 3: Functional
safety fieldbuses - General rules and profile definitions
(IEC 61784-3:2021)**

Réseaux de communication industriels - Profils - Partie 3:
Bus de terrain de sécurité fonctionnelle - Règles générales
et définitions de profils
(IEC 61784-3:2021)

Industrielle Kommunikationsnetze - Profile - Teil 3:
Funktional sichere Übertragung bei Feldbussen -
Allgemeine Regeln und Festlegungen für Profile
(IEC 61784-3:2021)

This European Standard was approved by CENELEC on 2021-03-23. CENELEC members are bound to comply with the CEN/CENELEC Internal Regulations which stipulate the conditions for giving this European Standard the status of a national standard without any alteration.

Up-to-date lists and bibliographical references concerning such national standards may be obtained on application to the CEN-CENELEC Management Centre or to any CENELEC member.

This European Standard exists in three official versions (English, French, German). A version in any other language made by translation under the responsibility of a CENELEC member into its own language and notified to the CEN-CENELEC Management Centre has the same status as the official versions.

CENELEC members are the national electrotechnical committees of Austria, Belgium, Bulgaria, Croatia, Cyprus, the Czech Republic, Denmark, Estonia, Finland, France, Germany, Greece, Hungary, Iceland, Ireland, Italy, Latvia, Lithuania, Luxembourg, Malta, the Netherlands, Norway, Poland, Portugal, Republic of North Macedonia, Romania, Serbia, Slovakia, Slovenia, Spain, Sweden, Switzerland, Turkey and the United Kingdom.



European Committee for Electrotechnical Standardization
Comité Européen de Normalisation Electrotechnique
Europäisches Komitee für Elektrotechnische Normung

CEN-CENELEC Management Centre: Rue de la Science 23, B-1040 Brussels

EN IEC 61784-3:2021 (E)**European foreword**

The text of document 65C/1067/FDIS, future edition 4 of IEC 61784-3, prepared by SC 65C "Industrial networks" of IEC/TC 65 "Industrial-process measurement, control and automation" was submitted to the IEC-CENELEC parallel vote and approved by CENELEC as EN IEC 61784-3:2021.

The following dates are fixed:

- latest date by which the document has to be implemented at national level by publication of an identical national standard or by endorsement (dop) 2021-12-23
- latest date by which the national standards conflicting with the document have to be withdrawn (dow) 2024-03-23

This document supersedes EN 61784-3:2016 and all of its amendments and corrigenda (if any).

Attention is drawn to the possibility that some of the elements of this document may be the subject of patent rights. CENELEC shall not be held responsible for identifying any or all such patent rights.

Endorsement notice

The text of the International Standard IEC 61784-3:2021 was approved by CENELEC as a European Standard without any modification.

In the official version, for Bibliography, the following notes have to be added for the standards indicated:

IEC 61000-1-2	NOTE	Harmonized as EN 61000-1-2
IEC 61131-6	NOTE	Harmonized as EN 61131-6
IEC 61158-2:2014	NOTE	Harmonized as EN 61158-2:2014 (not modified)
IEC 61158-3-1	NOTE	Harmonized as EN 61158-3-1
IEC 61158-3-2	NOTE	Harmonized as EN 61158-3-2
IEC 61158-3-3	NOTE	Harmonized as EN 61158-3-3
IEC 61158-3-8	NOTE	Harmonized as EN 61158-3-8
IEC 61158-3-12	NOTE	Harmonized as EN IEC 61158-3-12
IEC 61158-3-13	NOTE	Harmonized as EN 61158-3-13
IEC 61158-3-14	NOTE	Harmonized as EN 61158-3-14
IEC 61158-3-18	NOTE	Harmonized as EN 61158-3-18
IEC 61158-3-19	NOTE	Harmonized as EN IEC 61158-3-19
IEC 61158-3-21	NOTE	Harmonized as EN IEC 61158-3-21
IEC 61158-3-22	NOTE	Harmonized as EN 61158-3-22
IEC 61158-4-1	NOTE	Harmonized as EN 61158-4-1
IEC 61158-4-2	NOTE	Harmonized as EN IEC 61158-4-2
IEC 61158-4-3	NOTE	Harmonized as EN IEC 61158-4-3
IEC 61158-4-8	NOTE	Harmonized as EN 61158-4-8
IEC 61158-4-12	NOTE	Harmonized as EN IEC 61158-4-12
IEC 61158-4-13	NOTE	Harmonized as EN 61158-4-13
IEC 61158-4-14	NOTE	Harmonized as EN 61158-4-14
IEC 61158-4-18	NOTE	Harmonized as EN 61158-4-18
IEC 61158-4-19	NOTE	Harmonized as EN IEC 61158-4-19

EN IEC 61784-3:2021 (E)

IEC 61158-4-21	NOTE	Harmonized as EN IEC 61158-4-21
IEC 61158-4-22	NOTE	Harmonized as EN 61158-4-22
IEC 61158-5-2	NOTE	Harmonized as EN IEC 61158-5-2
IEC 61158-5-3	NOTE	Harmonized as EN 61158-5-3
IEC 61158-5-5	NOTE	Harmonized as EN 61158-5-5
IEC 61158-5-8	NOTE	Harmonized as EN 61158-5-8
IEC 61158-5-9	NOTE	Harmonized as EN 61158-5-9
IEC 61158-5-10	NOTE	Harmonized as EN IEC 61158-5-10
IEC 61158-5-12	NOTE	Harmonized as EN IEC 61158-5-12
IEC 61158-5-13	NOTE	Harmonized as EN 61158-5-13
IEC 61158-5-14	NOTE	Harmonized as EN 61158-5-14
IEC 61158-5-18	NOTE	Harmonized as EN 61158-5-18
IEC 61158-5-19	NOTE	Harmonized as EN IEC 61158-5-19
IEC 61158-5-21	NOTE	Harmonized as EN IEC 61158-5-21
IEC 61158-5-22	NOTE	Harmonized as EN 61158-5-22
IEC 61158-5-23	NOTE	Harmonized as EN IEC 61158-5-23
IEC 61158-6-2	NOTE	Harmonized as EN IEC 61158-6-2
IEC 61158-6-3	NOTE	Harmonized as EN IEC 61158-6-3
IEC 61158-6-5	NOTE	Harmonized as EN 61158-6-5
IEC 61158-6-8	NOTE	Harmonized as EN 61158-6-8
IEC 61158-6-9	NOTE	Harmonized as EN 61158-6-9
IEC 61158-6-10	NOTE	Harmonized as EN IEC 61158-6-10
IEC 61158-6-12	NOTE	Harmonized as EN IEC 61158-6-12
IEC 61158-6-13	NOTE	Harmonized as EN 61158-6-13
IEC 61158-6-14	NOTE	Harmonized as EN 61158-6-14
IEC 61158-6-18	NOTE	Harmonized as EN 61158-6-18
IEC 61158-6-19	NOTE	Harmonized as EN IEC 61158-6-19
IEC 61158-6-21	NOTE	Harmonized as EN IEC 61158-6-21
IEC 61158-6-22	NOTE	Harmonized as EN 61158-6-22
IEC 61158-6-23	NOTE	Harmonized as EN IEC 61158-6-23
IEC 61496 (series)	NOTE	Harmonized as EN IEC 61496 (series)
IEC 61496-1	NOTE	Harmonized as EN IEC 61496-1
IEC 61508-4:2010	NOTE	Harmonized as EN 61508-4:2010 (not modified)
IEC 61508-5:2010	NOTE	Harmonized as EN 61508-5:2010 (not modified)
IEC 61511 (series)	NOTE	Harmonized as EN 61511 (series)
IEC 61800-5-2	NOTE	Harmonized as EN 61800-5-2
IEC 62061:2005	NOTE	Harmonized as EN 62061:2005 (not modified)
IEC 62061:2005/A1:2012	NOTE	Harmonized as EN 62061:2005/A1:2013 (not modified)
IEC 62061:2005/A2:2015	NOTE	Harmonized as EN 62061:2005/A2:2015 (not modified)
ISO 10218-1	NOTE	Harmonized as EN ISO 10218-1
ISO 13849 (series)	NOTE	Harmonized as EN ISO 13849 (series)
ISO 13849-1:2015	NOTE	Harmonized as EN ISO 13849-1:2015 (not modified)

EN IEC 61784-3:2021 (E)**Annex ZA**
(normative)**Normative references to international publications
with their corresponding European publications**

The following documents are referred to in the text in such a way that some or all of their content constitutes requirements of this document. For dated references, only the edition cited applies. For undated references, the latest edition of the referenced document (including any amendments) applies.

NOTE 1 Where an International Publication has been modified by common modifications, indicated by (mod), the relevant EN/HD applies.

NOTE 2 Up-to-date information on the latest versions of the European Standards listed in this annex is available here: www.cenelec.eu.

<u>Publication</u>	<u>Year</u>	<u>Title</u>	<u>EN/HD</u>	<u>Year</u>
IEC 61000-6-7	-	Electromagnetic compatibility (EMC) - Part 6-7: Generic standards - Immunity requirements for equipment intended to perform functions in a safety-related system (functional safety) in industrial locations	EN 61000-6-7	-
IEC 61010-2-201	-	Safety requirements for electrical equipment for measurement, control, and laboratory use - Part 2-201: Particular requirements for control equipment	EN IEC 61010-2-201	-
IEC 61158	series	Industrial communication networks - Fieldbus specifications	EN IEC 61158	series
IEC 61326-3-1	-	Electrical equipment for measurement, control and laboratory use - EMC requirements – Part 3-1: Immunity requirements for safety-related systems and for equipment intended to perform safety-related functions (functional safety) – General industrial applications	EN 61326-3-1	-
IEC 61326-3-2	-	Electrical equipment for measurement, control and laboratory use - EMC requirements - Part 3-2: Immunity requirements for safety-related systems and for equipment intended to perform safety-related functions (functional safety) - Industrial applications with specified electromagnetic environment	EN IEC 61326-3-2	-
IEC 61508	series	Functional safety of electrical /electronic/programmable electronic safety-related systems	EN 61508	series

EN IEC 61784-3:2021 (E)

<u>Publication</u>	<u>Year</u>	<u>Title</u>	<u>EN/HD</u>	<u>Year</u>
IEC 61508-1	2010	Functional safety of electrical /electronic/programmable electronic safety-related systems - Part 1: General requirements	EN 61508-1	2010
IEC 61508-2	-	Functional safety of electrical/electronic/programmable electronic safety-related systems - Part 2: Requirements for electrical/electronic/programmable electronic safety-related systems	EN 61508-2	-
IEC 61784-1	-	Industrial communication networks - Profiles Part 1: Fieldbus profiles	EN IEC 61784-1	-
IEC 61784-2	-	Industrial communication networks - Profiles - Part 2: Additional fieldbus profiles for real-time networks based on ISO/IEC/IEEE 8802-3	EN IEC 61784-2	-
IEC 61784-3	series	Industrial communication networks - Profiles - Part 3: Functional safety fieldbuses	-	-
IEC 61784-3-1	-	Industrial communication networks - Profiles - Part 3-1: Functional safety fieldbuses - Additional specifications for CPF 1	EN 61784-3-1	-
IEC 61784-3-2	-	Industrial communication networks - Profiles - Part 3-2: Functional safety fieldbuses - Additional specifications for CPF 2	EN 61784-3-2	-
IEC 61784-3-3	-	Industrial communication networks - Profiles - Part 3-3: Functional safety fieldbuses - Additional specifications for CPF 3	EN 61784-3-3	-
IEC 61784-3-6	-	Industrial communication networks - Profiles - Part 3-6: Functional safety fieldbuses - Additional specifications for CPF 6	EN 61784-3-6	-
IEC 61784-3-8	-	Industrial communication networks - Profiles - Part 3-8: Functional safety fieldbuses - Additional specifications for CPF 8	EN 61784-3-8	-
IEC 61784-3-12	-	Industrial communication networks - Profiles - Part 3-12: Functional safety fieldbuses - Additional specifications for CPF 12	EN 61784-3-12	-
IEC 61784-3-13	-	Industrial communication networks - Profiles - Part 3-13: Functional safety fieldbuses - Additional specifications for CPF 13	EN 61784-3-13	-
IEC 61784-3-14	-	Industrial communication networks - Profiles - Part 3-14: Functional safety fieldbuses - Additional specifications for CPF 14	EN 61784-3-14	-

EN IEC 61784-3:2021 (E)

<u>Publication</u>	<u>Year</u>	<u>Title</u>	<u>EN/HD</u>	<u>Year</u>
IEC 61784-3-17	-	Industrial communication networks - Profiles - Part 3-17: Functional safety fieldbuses - Additional specifications for CPF 17	EN 61784-3-17	-
IEC 61784-3-18	-	Industrial communication networks - Profiles - Part 3-18: Functional safety fieldbuses - Additional specifications for CPF 18	EN 61784-3-18	-
IEC 61784-5	series	Industrial communication networks - Profiles - Part 5: Installation of fieldbuses	EN 61784-5	series
IEC 61918	2018	Industrial communication networks - Installation of communication networks in industrial premises	EN IEC 61918	2018
-	-		EN IEC 61918:2018 /AC:2019-03	2019
IEC 62443	series	Security for industrial process measurement and control - Network and system security	-	-



IEC 61784-3

Edition 4.0 2021-02


INTERNATIONAL STANDARD

NORME INTERNATIONALE



**Industrial communication networks – Profiles –
Part 3: Functional safety fieldbuses – General rules and profile definitions**

**Réseaux de communication industriels – Profils –
Partie 3: Bus de terrain de sécurité fonctionnelle – Règles générales et
définitions de profils**



**THIS PUBLICATION IS COPYRIGHT PROTECTED****Copyright © 2021 IEC, Geneva, Switzerland**

All rights reserved. Unless otherwise specified, no part of this publication may be reproduced or utilized in any form or by any means, electronic or mechanical, including photocopying and microfilm, without permission in writing from either IEC or IEC's member National Committee in the country of the requester. If you have any questions about IEC copyright or have an enquiry about obtaining additional rights to this publication, please contact the address below or your local IEC member National Committee for further information.

Droits de reproduction réservés. Sauf indication contraire, aucune partie de cette publication ne peut être reproduite ni utilisée sous quelque forme que ce soit et par aucun procédé, électronique ou mécanique, y compris la photocopie et les microfilms, sans l'accord écrit de l'IEC ou du Comité national de l'IEC du pays du demandeur. Si vous avez des questions sur le copyright de l'IEC ou si vous désirez obtenir des droits supplémentaires sur cette publication, utilisez les coordonnées ci-après ou contactez le Comité national de l'IEC de votre pays de résidence.

IEC Central Office
3, rue de Varembe
CH-1211 Geneva 20
Switzerland

Tel.: +41 22 919 02 11
info@iec.ch
www.iec.ch

About the IEC

The International Electrotechnical Commission (IEC) is the leading global organization that prepares and publishes International Standards for all electrical, electronic and related technologies.

About IEC publications

The technical content of IEC publications is kept under constant review by the IEC. Please make sure that you have the latest edition, a corrigendum or an amendment might have been published.

IEC publications search - webstore.iec.ch/advsearchform

The advanced search enables to find IEC publications by a variety of criteria (reference number, text, technical committee, ...). It also gives information on projects, replaced and withdrawn publications.

IEC Just Published - webstore.iec.ch/justpublished

Stay up to date on all new IEC publications. Just Published details all new publications released. Available online and once a month by email.

IEC Customer Service Centre - webstore.iec.ch/csc

If you wish to give us your feedback on this publication or need further assistance, please contact the Customer Service Centre: sales@iec.ch.

IEC online collection - oc.iec.ch

Discover our powerful search engine and read freely all the publications previews. With a subscription you will always have access to up to date content tailored to your needs.

Electropedia - www.electropedia.org

The world's leading online dictionary on electrotechnology, containing more than 22 000 terminological entries in English and French, with equivalent terms in 18 additional languages. Also known as the International Electrotechnical Vocabulary (IEV) online.

A propos de l'IEC

La Commission Electrotechnique Internationale (IEC) est la première organisation mondiale qui élabore et publie des Normes internationales pour tout ce qui a trait à l'électricité, à l'électronique et aux technologies apparentées.

A propos des publications IEC

Le contenu technique des publications IEC est constamment revu. Veuillez vous assurer que vous possédez l'édition la plus récente, un corrigendum ou amendement peut avoir été publié.

Recherche de publications IEC -**webstore.iec.ch/advsearchform**

La recherche avancée permet de trouver des publications IEC en utilisant différents critères (numéro de référence, texte, comité d'études, ...). Elle donne aussi des informations sur les projets et les publications remplacées ou retirées.

IEC Just Published - webstore.iec.ch/justpublished

Restez informé sur les nouvelles publications IEC. Just Published détaille les nouvelles publications parues. Disponible en ligne et une fois par mois par email.

Service Clients - webstore.iec.ch/csc

Si vous désirez nous donner des commentaires sur cette publication ou si vous avez des questions contactez-nous: sales@iec.ch.

IEC online collection - oc.iec.ch

Découvrez notre puissant moteur de recherche et consultez gratuitement tous les aperçus des publications. Avec un abonnement, vous aurez toujours accès à un contenu à jour adapté à vos besoins.

Electropedia - www.electropedia.org

Le premier dictionnaire d'électrotechnologie en ligne au monde, avec plus de 22 000 articles terminologiques en anglais et en français, ainsi que les termes équivalents dans 16 langues additionnelles. Egalement appelé Vocabulaire Electrotechnique International (IEV) en ligne.



IEC 61784-3

Edition 4.0 2021-02

INTERNATIONAL STANDARD

NORME INTERNATIONALE



**Industrial communication networks – Profiles –
Part 3: Functional safety fieldbuses – General rules and profile definitions**

**Réseaux de communication industriels – Profils –
Partie 3: Bus de terrain de sécurité fonctionnelle – Règles générales et
définitions de profils**

INTERNATIONAL
ELECTROTECHNICAL
COMMISSION

COMMISSION
ELECTROTECHNIQUE
INTERNATIONALE

ICS 25.040.40; 35.100.05

ISBN 978-2-8322-9268-6

**Warning! Make sure that you obtained this publication from an authorized distributor.
Attention! Veuillez vous assurer que vous avez obtenu cette publication via un distributeur agréé.**

CONTENTS

FOREWORD.....	7
0 Introduction	9
0.1 General.....	9
0.2 Use of extended assessment methods in Edition 4.....	11
0.3 Patent declaration.....	11
1 Scope.....	12
2 Normative references	12
3 Terms, definitions, symbols, abbreviated terms and conventions	14
3.1 Terms and definitions.....	14
3.2 Symbols and abbreviated terms	21
3.2.1 Abbreviated terms	21
3.2.2 Symbols	22
4 Conformance.....	22
5 Basics of safety-related fieldbus systems	23
5.1 Safety function decomposition	23
5.2 Communication system	23
5.2.1 General	23
5.2.2 IEC 61158 fieldbuses.....	24
5.2.3 Communication channel types	24
5.2.4 Safety function response time.....	25
5.3 Communication errors.....	25
5.3.1 General	25
5.3.2 Corruption	25
5.3.3 Unintended repetition	26
5.3.4 Incorrect sequence	26
5.3.5 Loss	26
5.3.6 Unacceptable delay	26
5.3.7 Insertion	26
5.3.8 Masquerade.....	26
5.3.9 Addressing	26
5.4 Deterministic remedial measures	27
5.4.1 General	27
5.4.2 Sequence number.....	27
5.4.3 Time stamp.....	27
5.4.4 Time expectation	27
5.4.5 Connection authentication	27
5.4.6 Feedback message.....	27
5.4.7 Data integrity assurance	27
5.4.8 Redundancy with cross checking	28
5.4.9 Different data integrity assurance systems.....	28
5.5 Typical relationships between errors and safety measures.....	28
5.6 Communication phases	29
5.7 FSCP implementation aspects	30
5.8 Models for estimation of the total residual error rate	30
5.8.1 Applicability	30
5.8.2 General models for black channel communications	31

5.8.3	Identification of generic safety properties.....	31
5.8.4	Assumptions for residual error rate calculations.....	32
5.8.5	Residual error rates	33
5.8.6	Data integrity.....	35
5.8.7	Authenticity.....	36
5.8.8	Timeliness	38
5.8.9	Masquerade.....	41
5.8.10	Calculation of the total residual error rates	41
5.8.11	Total residual error rate and SIL	43
5.8.12	Configuration and parameterization for an FSCP	43
5.9	Relationship between functional safety and security	45
5.10	Boundary conditions and constraints.....	45
5.10.1	Electrical safety	45
5.10.2	Electromagnetic compatibility (EMC)	46
5.11	Installation guidelines	46
5.12	Safety manual.....	46
5.13	Safety policy	46
6	Communication Profile Family 1 (FOUNDATION™ Fieldbus) – Profiles for functional safety	47
7	Communication Profile Family 2 (CIP™) and Family 16 (SERCOS®) – Profiles for functional safety	47
8	Communication Profile Family 3 (PROFIBUS™, PROFINET™) – Profiles for functional safety	48
9	Communication Profile Family 6 (INTERBUS®) – Profiles for functional safety	48
10	Communication Profile Family 8 (CC-Link™) – Profiles for functional safety	49
10.1	Functional Safety Communication Profile 8/1	49
10.2	Functional Safety Communication Profile 8/2	49
11	Communication Profile Family 12 (EtherCAT™) – Profiles for functional safety.....	49
12	Communication Profile Family 13 (Ethernet POWERLINK™) – Profiles for functional safety	50
13	Communication Profile Family 14 (EPA®) – Profiles for functional safety.....	50
14	Communication Profile Family 17 (RAPIenet™) – Profiles for functional safety.....	50
15	Communication Profile Family 18 (SafetyNET p™ Fieldbus) – Profiles for functional safety	51
Annex A (informative)	Example functional safety communication models	52
A.1	General.....	52
A.2	Model A (single message, channel and FAL, redundant SCLs).....	52
A.3	Model B (full redundancy)	52
A.4	Model C (redundant messages, FALs and SCLs, single channel).....	53
A.5	Model D (redundant messages and SCLs, single channel and FAL).....	53
Annex B (normative)	Safety communication channel model using CRC-based error checking	55
B.1	Overview.....	55
B.2	Channel model for calculations	55
B.3	Bit error probability P_e	56
B.4	Cyclic redundancy checking.....	57
B.4.1	General	57
B.4.2	Requirements for methods to calculate R_{CRC}	57
Annex C (informative)	Structure of technology-specific parts.....	59

Annex D (informative) Assessment guideline	62
D.1 Overview.....	62
D.2 Channel types.....	62
D.2.1 General	62
D.2.2 Black channel	62
D.2.3 White channel.....	62
D.3 Data integrity considerations for white channel approaches	63
D.3.1 General	63
D.3.2 Models B and C	63
D.3.3 Models A and D	64
D.4 Verification of safety measures	64
D.4.1 General	64
D.4.2 Implementation	65
D.4.3 Default safety action	65
D.4.4 Safe state	65
D.4.5 Transmission errors	65
D.4.6 Safety reaction and response times	65
D.4.7 Combination of measures	65
D.4.8 Absence of interference	66
D.4.9 Additional fault causes (white channel)	66
D.4.10 Reference test beds and operational conditions	66
D.4.11 Conformance tester	66
Annex E (informative) Examples of implicit vs. explicit FSCP safety measures.....	67
E.1 General.....	67
E.2 Example fieldbus message with safety PDUs	67
E.3 Model with completely explicit safety measures	67
E.4 Model with explicit A-code and implicit T-code safety measures.....	68
E.5 Model with explicit T-code and implicit A-code safety measures.....	68
E.6 Model with split explicit and implicit safety measures	69
E.7 Model with completely implicit safety measures	70
E.8 Addition to Annex B – impact of implicit codes on properness	70
Annex F (informative) Legacy models for estimation of the total residual error rate	71
F.1 General.....	71
F.2 Calculation of the residual error rate	71
F.3 Total residual error rate and SIL	73
Annex G (informative) Implicit data safety mechanisms for IEC 61784-3 functional safety communication profiles (FSCPs).....	74
G.1 Overview.....	74
G.2 Basic principles.....	74
G.3 Problem statement: constant values for implicit data	75
G.4 RP for FSCPs with random, uniformly distributed err_{impl}	78
G.4.1 General	78
G.4.2 Uniform distribution within the interval $[0;2^i-1]$, $i \geq r$	79
G.4.3 Uniform distribution in the interval $[1;2^r-1]$, $i = r$	81
G.5 General case	83
G.6 Calculation of P_{ID}	83
Annex H (informative) Residual error probability for example CRC codes (tables for verification of calculation methods)	85
H.1 Overview.....	85

H.2	Example of a 32-bit CRC.....	85
H.3	Example of a 16-bit CRC.....	90
H.4	Conclusion.....	94
	Bibliography.....	96
Figure 1	– Relationships of IEC 61784-3 with other standards (machinery).....	9
Figure 2	– Relationships of IEC 61784-3 with other standards (process).....	10
Figure 3	– Transitions from Ed. 2 to Ed. 4 and future Ed. 5 assessment methods.....	11
Figure 4	– Safety communication as a part of a safety function.....	23
Figure 5	– Example model of a functional safety communication system.....	24
Figure 6	– Example of safety function response time components.....	25
Figure 7	– Conceptual FSCP protocol model.....	30
Figure 8	– FSCP implementation aspects.....	30
Figure 9	– Black channel from an FSCP perspective.....	31
Figure 10	– Model for authentication considerations.....	36
Figure 11	– Fieldbus and internal address errors.....	37
Figure 12	– Example of slowly increasing message latency.....	39
Figure 13	– Example of an active network element failure.....	40
Figure 14	– Example application 1 ($m = 4$).....	42
Figure 15	– Example application 2 ($m = 2$).....	42
Figure 16	– Example of configuration and parameterization procedures for FSCP.....	44
Figure A.1	– Model A.....	52
Figure A.2	– Model B.....	53
Figure A.3	– Model C.....	53
Figure A.4	– Model D.....	54
Figure B.1	– Binary symmetric channel (BSC).....	55
Figure B.2	– Block codes for error detection.....	56
Figure B.3	– Example of a block with a message part and a CRC signature.....	57
Figure B.4	– Proper and improper CRC polynomials.....	58
Figure D.1	– Basic Markov model.....	64
Figure E.1	– Example safety PDUs embedded in a fieldbus message.....	67
Figure E.2	– Model with completely explicit safety measures.....	67
Figure E.3	– Model with explicit A-code and implicit T-code safety measures.....	68
Figure E.4	– Model with explicit T-code and implicit A-code safety measures.....	69
Figure E.5	– Model with split explicit and implicit safety measures.....	69
Figure E.6	– Model with completely implicit safety measures.....	70
Figure F.1	– Example application 1 ($m = 4$).....	72
Figure F.2	– Example application 2 ($m = 2$).....	73
Figure G.1	– FSCP with implicit transmission of authenticity and/or timeliness codes.....	75
Figure G.2	– Example of an incorrect transmission with multiple error causes.....	76
Figure G.3	– Impact of errors in implicit data on the residual error probability.....	77
Figure H.1	– Residual error probabilities (example of a 32-bit CRC – result 1).....	87
Figure H.2	– Residual error probabilities (example of a 32-bit CRC – result 2).....	87

Figure H.3 – Residual error probabilities (example of a 32-bit CRC – result 3)	88
Figure H.4 – Residual error probabilities (example of a 32-bit CRC – result 4)	88
Figure H.5 – Residual error probabilities (example of a 32-bit CRC – result 5)	89
Figure H.6 – Residual error probabilities (example of a 32-bit CRC – result 6)	89
Figure H.7 – Residual error probabilities (example of a 16-bit CRC – result 1)	92
Figure H.8 – Residual error probabilities (example of a 16-bit CRC – result 2)	92
Figure H.9 – Residual error probabilities (example of a 16-bit CRC – result 3)	93
Figure H.10 – Residual error probabilities (example of a 16-bit CRC – result 4)	93
Figure H.11 – Residual error probabilities (example of a 16-bit CRC – result 5)	94
Figure H.12 – Example 1 of improper polynomial	94
Figure H.13 – Example 2 of improper polynomial	95
Table 1 – Overview of the effectiveness of the various measures on the possible errors	29
Table 2 – Typical relationship of residual error rate to SIL	43
Table 3 – Typical relationship of residual error on demand to SIL	43
Table 4 – Overview of profile identifier usable for FSCP 6/7	48
Table B.1 – Example dependency d_{\min} and block bit length n	56
Table C.1 – Common subclause structure for technology-specific parts	59
Table F.1 – Definition of items used for calculation of the residual error rates	72
Table F.2 – Typical relationship of residual error rate to SIL	73
Table F.3 – Typical relationship of residual error on demand to SIL	73
Table H.1 – Residual error probabilities (R_{CRC1}) for example CRC32 polynomial	86
Table H.2 – Residual error probabilities (R_{CRC2}) for example CRC16 polynomial	91

INTERNATIONAL ELECTROTECHNICAL COMMISSION

**INDUSTRIAL COMMUNICATION NETWORKS –
PROFILES –****Part 3: Functional safety fieldbuses –
General rules and profile definitions**

FOREWORD

- 1) The International Electrotechnical Commission (IEC) is a worldwide organization for standardization comprising all national electrotechnical committees (IEC National Committees). The object of IEC is to promote international co-operation on all questions concerning standardization in the electrical and electronic fields. To this end and in addition to other activities, IEC publishes International Standards, Technical Specifications, Technical Reports, Publicly Available Specifications (PAS) and Guides (hereafter referred to as "IEC Publication(s)"). Their preparation is entrusted to technical committees; any IEC National Committee interested in the subject dealt with may participate in this preparatory work. International, governmental and non-governmental organizations liaising with the IEC also participate in this preparation. IEC collaborates closely with the International Organization for Standardization (ISO) in accordance with conditions determined by agreement between the two organizations.
- 2) The formal decisions or agreements of IEC on technical matters express, as nearly as possible, an international consensus of opinion on the relevant subjects since each technical committee has representation from all interested IEC National Committees.
- 3) IEC Publications have the form of recommendations for international use and are accepted by IEC National Committees in that sense. While all reasonable efforts are made to ensure that the technical content of IEC Publications is accurate, IEC cannot be held responsible for the way in which they are used or for any misinterpretation by any end user.
- 4) In order to promote international uniformity, IEC National Committees undertake to apply IEC Publications transparently to the maximum extent possible in their national and regional publications. Any divergence between any IEC Publication and the corresponding national or regional publication shall be clearly indicated in the latter.
- 5) IEC itself does not provide any attestation of conformity. Independent certification bodies provide conformity assessment services and, in some areas, access to IEC marks of conformity. IEC is not responsible for any services carried out by independent certification bodies.
- 6) All users should ensure that they have the latest edition of this publication.
- 7) No liability shall attach to IEC or its directors, employees, servants or agents including individual experts and members of its technical committees and IEC National Committees for any personal injury, property damage or other damage of any nature whatsoever, whether direct or indirect, or for costs (including legal fees) and expenses arising out of the publication, use of, or reliance upon, this IEC Publication or any other IEC Publications.
- 8) Attention is drawn to the Normative references cited in this publication. Use of the referenced publications is indispensable for the correct application of this publication.
- 9) Attention is drawn to the possibility that some of the elements of this IEC Publication may be the subject of patent rights. IEC shall not be held responsible for identifying any or all such patent rights.

International Standard IEC 61784-3 has been prepared by subcommittee 65C: Industrial networks, of IEC technical committee 65: Industrial-process measurement, control and automation.

This fourth edition cancels and replaces the third edition, published in 2016 and its Amendment 1, published in 2017. This edition constitutes a technical revision.

This edition includes the following significant technical changes with respect to the previous edition:

- Contents of previous Annex F were corrected based on feedback from peer review and subsequent analysis (in particular deletion of RP_U for data integrity, reduction of the Equation for RR_A , and clarifications on the values of RP_I and R_T).
- Additional assumptions for residual error rate calculations, clarification of assumption a).

- After correction, contents of previous Annex F were exchanged with the contents of previous Subclause 5.8.
- Contents of Subclause 5.9 on security replaced by a simple reference to IEC 62443 in accordance with Guide 120.
- Changes in Annex B: Dependency of this Annex B with the BSC model has been highlighted. First two paragraphs and figure in Clause B.2 have been deleted because of little relevance. The approximation Equation (B.4) has been deleted due to obsolescence, based on the observations that the CRC shall be anyway explicitly calculated in order to prove properness, and that it may produce optimistic results. Guidance for calculation of R_{CRC} in B.4.2 has been reviewed.
- Changes in Annex D: Formula D.1 was changed from an approximation to a proper Equation, with some adjustments, and contents of D.4.3 were clarified (default safety action).
- New informative Annex H, providing additional guidance for the calculation of RCRC.

The text of this International Standard is based on the following documents:

FDIS	Report on voting
65C/1067/FDIS	65C/1072/RVD

Full information on the voting for the approval of this International Standard can be found in the report on voting indicated in the above table.

This document has been drafted in accordance with the ISO/IEC Directives, Part 2.

A list of all parts of the IEC 61784-3 series, published under the general title *Industrial communication networks – Profiles – Functional safety fieldbuses*, can be found on the IEC website.

The committee has decided that the contents of this document will remain unchanged until the stability date indicated on the IEC website under "<http://webstore.iec.ch>" in the data related to the specific document. At this date, the document will be

- reconfirmed,
- withdrawn,
- replaced by a revised edition, or
- amended.

IMPORTANT – The 'colour inside' logo on the cover page of this publication indicates that it contains colours which are considered to be useful for the correct understanding of its contents. Users should therefore print this document using a colour printer.

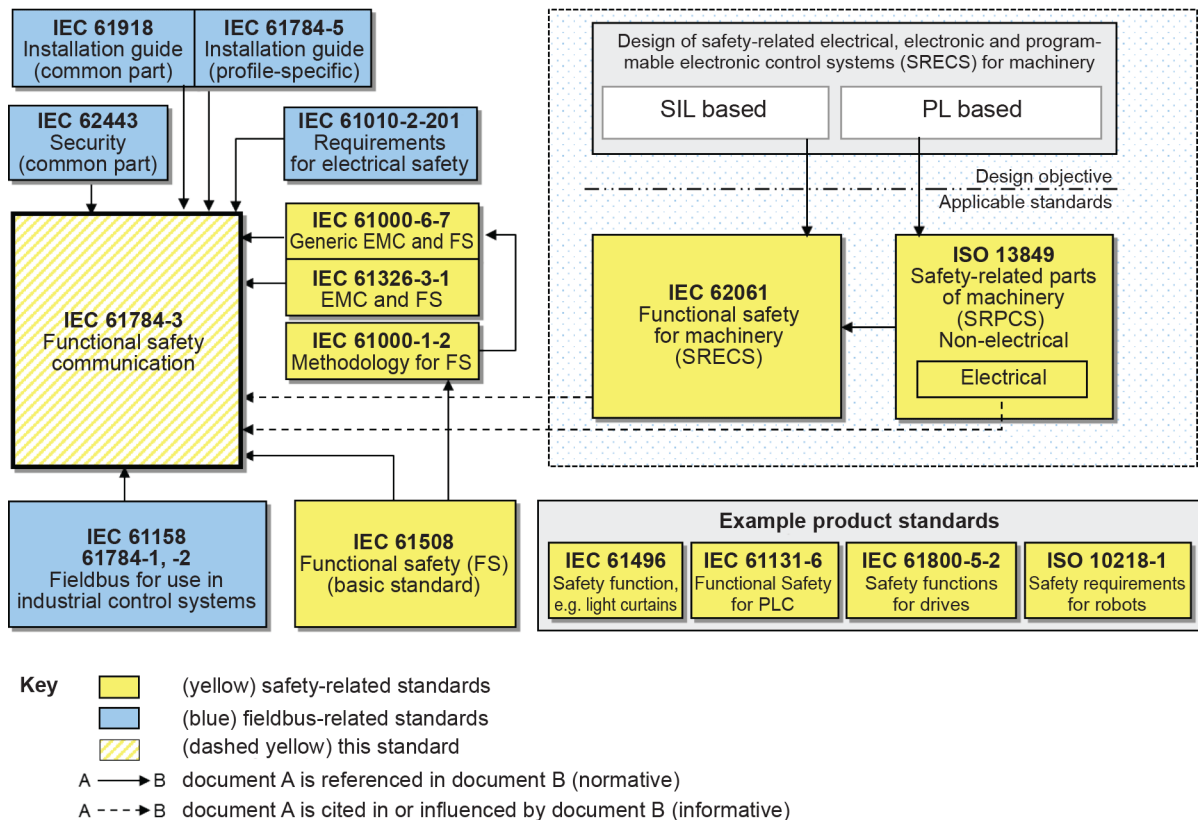
0 Introduction

0.1 General

The IEC 61158 (all parts) fieldbus standard together with its companion standards IEC 61784-1 and IEC 61784-2 defines a set of communication protocols that enable distributed control of automation applications. Fieldbus technology is now considered well accepted and well proven. Thus, fieldbus enhancements continue to emerge, addressing applications for areas such as real time and safety-related applications.

IEC 61784-3 (all parts) explains the relevant principles for functional safety communications with reference to IEC 61508 (all parts) and specifies several safety communication layers (profiles and corresponding protocols) based on the communication profiles and protocol layers of IEC 61784-1, IEC 61784-2 and IEC 61158 (all parts). It does not cover electrical safety and intrinsic safety aspects. It also does not cover security aspects, nor does it provide any requirements for security.

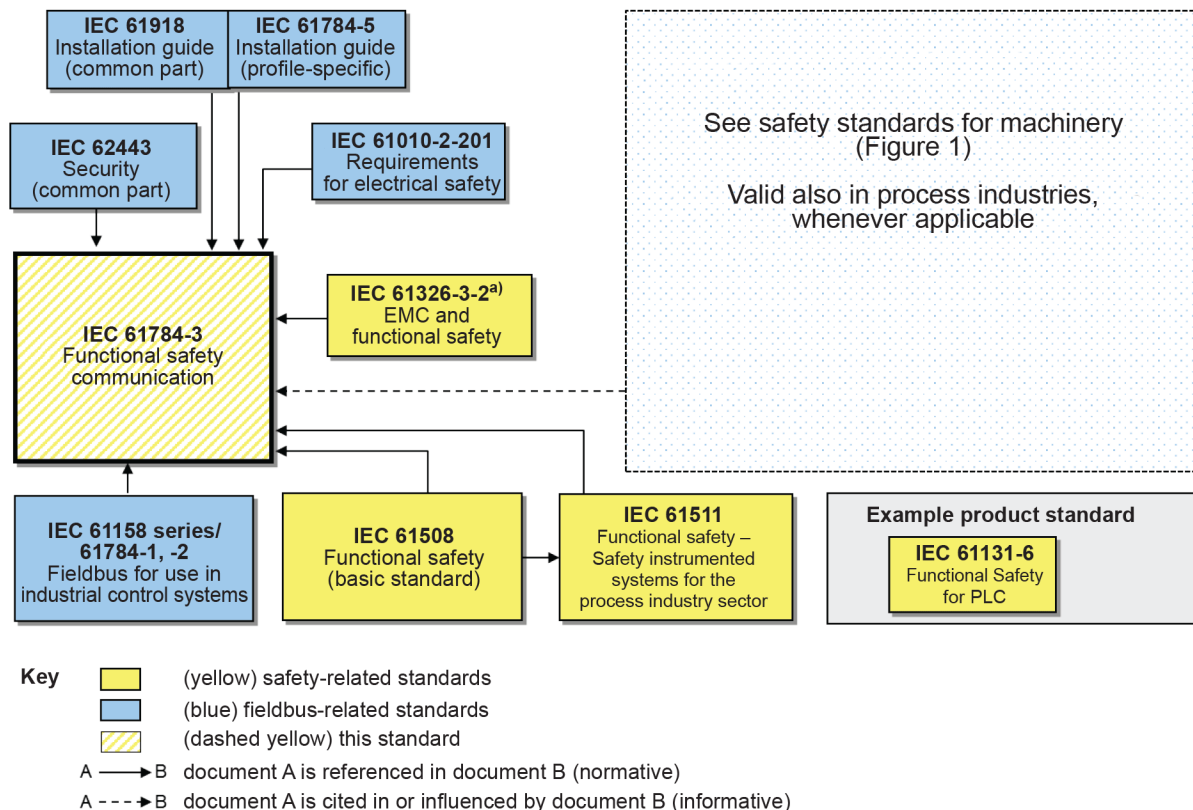
Figure 1 shows the relationships between IEC 61784-3 (all parts) and relevant safety and fieldbus standards in a machinery environment.



NOTE IEC 62061 specifies the relationship between PL (Category) and SIL.

Figure 1 – Relationships of IEC 61784-3 with other standards (machinery)

Figure 2 shows the relationships between IEC 61784-3 (all parts) and relevant safety and fieldbus standards in a process environment.



IEC

^a For specified electromagnetic environments; otherwise IEC 61326-3-1 or IEC 61000-6-7.

Figure 2 – Relationships of IEC 61784-3 with other standards (process)

Safety communication layers which are implemented as parts of safety-related systems according to IEC 61508 (all parts) provide the necessary confidence in the transportation of messages (information) between two or more participants on a fieldbus in a safety-related system, or sufficient confidence of safe behaviour in the event of fieldbus errors or failures.

Safety communication layers specified in IEC 61784-3 (all parts) do this in such a way that a fieldbus can be used for applications requiring functional safety up to the Safety Integrity Level (SIL) specified by its corresponding functional safety communication profile.

The resulting SIL claim of a system depends on the implementation of the selected functional safety communication profile (FSCP) within this system – implementation of a functional safety communication profile in a standard device is not sufficient to qualify it as a safety device.

IEC 61784-3 (all parts) describes:

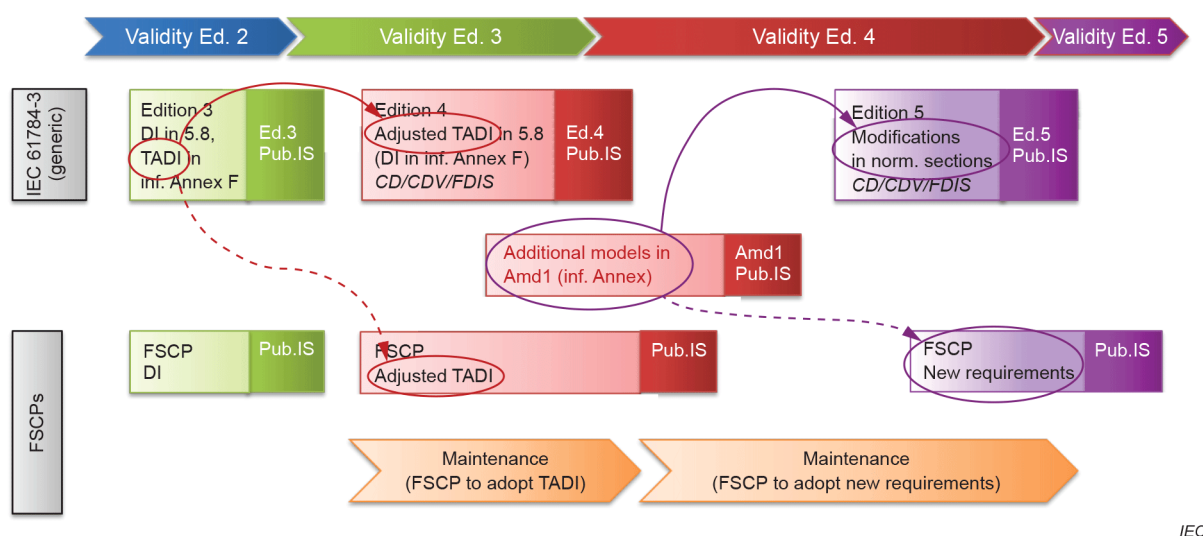
- basic principles for implementing the requirements of IEC 61508 (all parts) for safety-related data communications, including possible transmission faults, remedial measures and considerations affecting data integrity;
- functional safety communication profiles for several communication profile families in IEC 61784-1 and IEC 61784-2, including safety layer extensions to the communication service and protocols sections of IEC 61158 (all parts).

0.2 Use of extended assessment methods in Edition 4

This edition of the generic part of IEC 61784-3 (all parts) includes extended models for use when estimating the total residual error rate for an FSCP. This value can be used to determine if the FSCP meets the requirements of functional safety applications up to a given SIL. These extended models for qualitative and quantitative safety determination methods are detailed in Annex E and 5.8.

Upon publication of this new edition of the generic part, FSCPs shall be assessed using the methods from this Edition 4, based on the extended models specified in 5.8 (derived from a modified version of Annex F of Edition 3). The informative Annex F contains the legacy models for reference purpose only.

Figure 3 shows the transitions from original assessment methods of Edition 2 to extended assessment methods in this Edition 4 and the future Edition 5.



Key

DI Data Integrity

TADI Timeliness, Authenticity, Data Integrity

Figure 3 – Transitions from Ed. 2 to Ed. 4 and future Ed. 5 assessment methods

0.3 Patent declaration

The International Electrotechnical Commission (IEC) draws attention to the fact that it is claimed that compliance with this document may involve the use of patents concerning functional safety communication profiles for families 1, 2, 3, 6, 8, 12, 13, 14, 17 and 18 given in IEC 61784-3-1, IEC 61784-3-2, IEC 61784-3-3, IEC 61784-3-6, IEC 61784-3-8, IEC 61784-3-12, IEC 61784-3-13, IEC 61784-3-14, IEC 61784-3-17 and IEC 61784-3-18.

IEC takes no position concerning the evidence, validity and scope of these patent rights.

The holders of these patent rights have assured IEC that they are willing to negotiate licences under reasonable and non-discriminatory terms and conditions with applicants throughout the world. In this respect, the statements of the holders of these patent rights are registered with IEC. Information may be obtained from the patent database available at <http://patents.iec.ch>.

Attention is drawn to the possibility that some of the elements of this document may be the subject of patent rights other than those in the patent database. IEC shall not be held responsible for identifying any or all such patent rights.

INDUSTRIAL COMMUNICATION NETWORKS – PROFILES –

Part 3: Functional safety fieldbuses – General rules and profile definitions

1 Scope

This part of the IEC 61784-3 series explains some common principles that can be used in the transmission of safety-relevant messages among participants within a distributed network which use fieldbus technology in accordance with the requirements of IEC 61508 (all parts)¹ for functional safety. These principles are based on the black channel approach. They can be used in various industrial applications such as process control, manufacturing automation and machinery.

This part and the IEC 61784-3-x parts specify several functional safety communication profiles based on the communication profiles and protocol layers of the fieldbus technologies in IEC 61784-1, IEC 61784-2 and IEC 61158 (all parts). These functional safety communication profiles use the black channel approach, as defined in IEC 61508. These functional safety communication profiles are intended for implementation in safety devices exclusively.

NOTE 1 Other safety-related communication systems meeting the requirements of IEC 61508 (all parts) can exist that are not included in IEC 61784-3 (all parts).

NOTE 2 It does not cover electrical safety and intrinsic safety aspects. Electrical safety relates to hazards such as electrical shock. Intrinsic safety relates to hazards associated with potentially explosive atmospheres.

All systems are exposed to unauthorized access at some point of their life cycle. Additional measures need to be considered in any safety-related application to protect fieldbus systems against unauthorized access. IEC 62443 (all parts) will address many of these issues; the relationship with IEC 62443 (all parts) is detailed in a dedicated subclause of this document.

NOTE 3 Implementation of a functional safety communication profile according to this document in a device is not sufficient to qualify it as a safety device, as defined in IEC 61508 (all parts).

NOTE 4 The resulting SIL claim of a system depends on the implementation of the selected functional safety communication profile within this system.

NOTE 5 Annex C explains the numbering scheme used for the technology-specific parts (IEC 61784-3-x) as well as their common general structure.

NOTE 6 Annex D provides a guideline for the assessment and test of safety communication profiles as well as safety-related devices using these profiles.

2 Normative references

The following documents are referred to in the text in such a way that some or all of their content constitutes requirements of this document. For dated references, only the edition cited applies. For undated references, the latest edition of the referenced document (including any amendments) applies.

IEC 61000-6-7, *Electromagnetic compatibility (EMC) – Part 6-7: Generic standards – Immunity requirements for equipment intended to perform functions in a safety-related system (functional safety) in industrial locations*

¹ In the following pages of this document, “IEC 61508” will be used for “IEC 61508 (all parts)”.

IEC 61010-2-201, *Safety requirements for electrical equipment for measurement, control and laboratory use – Part 2-201: Particular requirements for control equipment*

IEC 61158 (all parts), *Industrial communication networks – Fieldbus specifications*

IEC 61326-3-1, *Electrical equipment for measurement, control and laboratory use – EMC requirements – Part 3-1: Immunity requirements for safety-related systems and for equipment intended to perform safety-related functions (functional safety) – General industrial applications*

IEC 61326-3-2, *Electrical equipment for measurement, control and laboratory use – EMC requirements – Part 3-2: Immunity requirements for safety-related systems and for equipment intended to perform safety-related functions (functional safety) – Industrial applications with specified electromagnetic environment*

IEC 61508 (all parts), *Functional safety of electrical/electronic/programmable electronic safety-related systems*

IEC 61508-1:2010, *Functional safety of electrical/electronic/programmable electronic safety-related systems – Part 1: General requirements*

IEC 61508-2, *Functional safety of electrical/electronic/programmable electronic safety-related systems – Part 2: Requirements for electrical/electronic/programmable electronic safety-related systems*

IEC 61784-1, *Industrial communication networks – Profiles – Part 1: Fieldbus profiles*

IEC 61784-2, *Industrial communication networks – Profiles – Part 2: Additional fieldbus profiles for real-time networks based on ISO/IEC/IEEE 8802-3*

IEC 61784-3 (all parts), *Industrial communication networks – Profiles – Part 3: Functional safety fieldbuses*

IEC 61784-3-1, *Industrial communication networks – Profiles – Part 3-1: Functional safety fieldbuses – Additional specifications for CPF 1*

IEC 61784-3-2, *Industrial communication networks – Profiles – Part 3-2: Functional safety fieldbuses – Additional specifications for CPF 2*

IEC 61784-3-3, *Industrial communication networks – Profiles – Part 3-3: Functional safety fieldbuses – Additional specifications for CPF 3*

IEC 61784-3-6, *Industrial communication networks – Profiles – Part 3-6: Functional safety fieldbuses – Additional specifications for CPF 6*

IEC 61784-3-8, *Industrial communication networks – Profiles – Part 3-8: Functional safety fieldbuses – Additional specifications for CPF 8*

IEC 61784-3-12, *Industrial communication networks – Profiles – Part 3-12: Functional safety fieldbuses – Additional specifications for CPF 12*

IEC 61784-3-13, *Industrial communication networks – Profiles – Part 3-13: Functional safety fieldbuses – Additional specifications for CPF 13*

IEC 61784-3-14, *Industrial communication networks – Profiles – Part 3-14: Functional safety fieldbuses – Additional specifications for CPF 14*

IEC 61784-3-17, *Industrial communication networks – Profiles – Part 3-17: Functional safety fieldbuses – Additional specifications for CPF 17*

IEC 61784-3-18, *Industrial communication networks – Profiles – Part 3-18: Functional safety fieldbuses – Additional specifications for CPF 18*

IEC 61784-5 (all parts), *Industrial communication networks – Profiles – Part 5: Installation of fieldbuses*

IEC 61918:2018, *Industrial communication networks – Installation of communication networks in industrial premises*

IEC 62443 (all parts), *Industrial communication networks – Network and system security*

koniec náhľadu – text ďalej pokračuje v platenej verzii STN